


SLICKLINE ASSISTANT WORKBOOK

IMPORTANT NOTE:

1. Your point of reference to complete this workbook may be obtained from the following
 - Training Manual and any other training materials provided together with this workbook
 - Your Trainer, Assessor (Slickline Operator), Verifier (FSM) or senior colleagues
 - SOP / Quality Procedures & Processors
2. The completion of this Workbook is a joint effort and responsibility between you and your assessor therefore you have the obligation to request from your assessor to be assessed upon your completion of each topic
3. The completion of this Workbook is part of the MANDATORY requirements which you must fulfill to qualify for a promotion
4. Your training program is mostly self-driven, including this Workbook. It requires individual initiatives, dedication and commitment to complete the process.


GAZALI MEHRY
Operation Manager
Dimension Bid (M) Sdn Bhd
Labuan Warehouse
Slickline Services

2/3/25

NAME	MD IFWAT AFIQ BIN SAMBULLIZAM
DATE OF JOIN	11 NOVEMBER 2024
CONTACT NO.	017-815 4379
RECEIVED DATE	15 FEBRUARY 2025
DATE COMPLETED	7 MARCH 2025

D. Rig up Wireline Surface Equipment

a. List out all surface equipment (Surface and Pressure Gauge)

1.	Generator Set ✓
2.	Air Compressor ✓
3.	Powerpack ✓
4.	Reel skid unit (RSU) ✓
5.	Stuffing Box ✓
6.	Wireline Mast ✓
7.	Lubricator ✓
8.	Crossover ✓
9.	Blow out preventor (BOP) ✓
10.	Quick Test Sub (QTS) ✓
11.	Ball valve ✓
12.	Single well control Panel (SWCP) ✓
13.	Hay Pulley ✓

b. Describe how to connect lubricator section

i) Horizontal

Lay down lubricator on dolly trolley and connect three 8 feet lubricator with stuffing box on the top. Apply lifting clamp on the top section of lubricator. Assemble the required number of section for use above and below the BOP depending on the wireline work to be performed, such that the section with the smallest internal diameter (if any) will be the top most section and the section with the largest internal diameter at the bottom of the lubricator assembly - make up all quick union hand tight.

GAZALI MEHRY
 Operation Manager
 Dimension Bid (M) Sdn Bhd
 Labuan Warehouse
 Slickline Services




ii) Vertical


Connect the lubricator riser or adaptor to the appropriate tree cap connection. The wireline assistance on the deck should attach the chain block to the end of the rope held by the ~~assistance~~ assistant on the gin pole. ~~See~~ Secure the chain block's lifting hook to the lubricator clamp. To attach the lubricator to the christmas tree or adaptor, pull the chain on the chain block to lift it to the desired height. ✓

Note: Provide drawing and parts description on separate paper/page

c. Sketch the equipment required while rigging up from x-mas tree until stuffing box



GAZALI MEHRY
Operation Manager
Dimension Bid (M) Sdn Bhd
Labuan Warehouse
Slickline Services



Note: Provide drawing and parts description on separate paper/page

STUFFING
BOX

LUBRICATOR

QUICK
TEST
SUB

BLOW
OUT
PREVENTER

BALL
VALVE

QUICK
UNION


GAZALI MEHRY
Operation Manager
Dimension Bid (M) Sdn Bhd
Labuan Warehouse
Slickline Services

2/8/25



d. What should weight indicator attached with?

~~but~~ using Load cell and bag pulley ✓

e. What is the meaning of rigging up and rigging down?

Rig up: Prepare all equipment for operation. ✓

Rig down: Disassemble equipment ready for de-mob.

f. What is power pack hose size used at Dimension Bid?

1 inch for supply and 1 1/2 inch for return. ✓

g. What are the safety precautions required upon completed hook up hydraulic hose to RSU

Ensure that all hoses are connected properly and lock in place. Then make sure no leaking. ✓

GAZALI MEHRY
Operation Manager
Dimension Bid (M) Sdn Bhd
Labuan Warehouse
Slickline Services

h. List out the safety precaution while rigging up and rigging down

Barricade working area and ensure that working area is in safe from other workers. Make sure all surface equipment are as per client safety requirement. ✓

Note: Provide drawing and parts description on separate paper/page



DIMENSION BID

WELL INTERVENTION | PERFORATION SERVICES
