

JFE LEARNING MODULE

DIMENSION BID

TASKSHEET 08 - PCE


OBJECTIVES

Upon completion this task you should be able to:

THEORY

1	Explain the basic principle of PCE and relationship with well control.	✓
2	Explain on the pressure definition and differentiate every one of it (WHP, WP, TP, MPWHP and etc.)	✓
3	List out and explain job planning and preparation consideration for PCE prior to slickline operation.	✓
4	Explain each of PCE components for standard slickline and e-line rig up and differentiate between both.	✓
5	List down type of QU connection and explain the differences between them	✓
6	Explain on API threaded connection, Swage Adapter and Flange Adapter.	✓
7	Describe principle of o-ring, selection factors and its condition.	✓
8	Explain on Active, Passive and Ultimate Well Barriers in Slickline Operation.	✓
9	Describe about PCE identification in Dimension Bid and use of approved equipment.	✓
10	Explain on annual and major certification process.	✓
11	Describe about Working Pressure (WP) and Test Pressure (TP).	✓
12	Describe in detail on Wellsite Pressure Testing (including for perforation services) and hazards involved.	✓
13	Describe safety consideration in PCE operation and general PCE safety rules.	✓
14	Summarize the pressure test policy	✓

Grade: 100%

Supervisor Signature: 


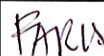

PRACTICAL

1	Physically identify the PCE components and explain the basic principle of it.	✓
2	Using Reference Guide for Common QU table, measure the PCE connection with caliper and identify its standard QU coding.	✓
3	Perform basic service on the PCE with Maintenance Team for minimum 3 PCE components.	✓
4	Identify at least one type of high pressure – low volume type device, as well as one type of low pressure – high volume type device, in your location or at the wellsite. Describe the hazard for both of it	✓
5	Pass written assessment for Module 8. Total Marks = _____%	✓

Grade: 100%

Supervisor Signature: 

COMMENTS BY SUPERVISOR

Name:	CLEMENT EMANG YUSUP	Signature:		Date:	3/10/2023
Manager's Name:		Manager Signature:		Date:	03/10/2023