




ASSESSMENT CHECKLISTUnit: CAP 1.3 **EXECUTE THE WELL SERVICES OPERATIONS**Element: CAP 1.3.5 **Perform fishing operations**

PC	Description of Performance Criteria	Description of Evidence	Source of evidence			Competence	Remarks
			O/I	SD	Q/A		
a	Safe working practices and agreed safety measures are implemented and maintained in accordance with statutory and operational requirements.	Examine evidence (e.g. PTW, minutes of pre-job safety/toolbox meeting, job hazard analysis worksheet, job report) provided to confirm compliance. Check candidate's answers to oral/written questions and by direct observation to confirm that he is familiar with : - wireline procedures governing well preparation and equipment rig-up for well entry. - two barrier concept and well safety policy.	✓			C	
b	Fishing tools are checked and function tested prior to running in.	Examine evidence (e.g. job report). Check candidate's answers to oral/written questions and by direct observation to confirm understanding on the correct way of checking and function testing the various fishing tools.	✓			C	
c	Sufficient and correct lubricator / riser assemblies are rigged up to ensure safe recovery of fish.	Examine evidence (e.g. job report). Check candidate's answers to oral/written questions, written assignments and by direct observation to confirm understanding on the importance of sufficient and correct lubricator/riser configuration.	✓			C	

Element: CAP 1.3.5 Perform fishing operations

PC	Description of Performance Criteria	Description of Evidence	Source of evidence			Competence	Remarks
			O/I	SD	Q/A		
d	Running controls are confirmed as pre-set to required reference datum.	Check candidate's answers to oral/written questions and by direct observation to confirm : - compliance to requirements and standards. - understanding on the hazards and consequences associated with wrong usage of specific running controls and equipment.	✓				C
e	Pressures are equalised in accordance with operational requirements.	Check candidate's answers to oral/written questions and by direct observation to confirm understanding on the importance of pressure equalisation and the potential consequences associated with differential pressures.	✓				C
f	The well bore is entered in accordance with operational requirements.	Confirm via evidence (e.g. PTW, job report, work action program). Check candidate's answers to oral/written questions, written assignments and by direct observation to confirm : - understanding on the hazards and consequences of using inappropriate toolstring configuration. - he is familiar with wireline procedures governing well entry.	✓				C
g	Fishing tool is run in the hole maintaining the required parameters.	Check candidate's answers to oral/written questions and by direct observation to confirm his knowledge on allowable limit on line tension, speed, minimum breaking load of the various wire in use and the principles governing care and handling of wire.	✓				C
h	Faults and defects are accurately identified and appropriate remedial actions taken in accordance with operational requirements.	Confirm via evidence (e.g. job report). Check candidate's answers to oral/written questions and by direct observation to ascertain underpinning knowledge on troubleshooting techniques and ability to rectify faults.	✓				C

Assessed by: (Operator)	Agreed by: (TSO)	Verified by: (FSM)
Mohd Sardin Haniff	Ammitol. AHMAN	ALLEYSON AKIN DIMENSION BID (M) SDN BHD East Malaysia Operation
(Name)	(Name)	(Name)
Signature	Signature	Signature
		
Date	Date	Date
22/01/2024	22/01/24	29/1/24

Element: CAP 1.3.5 Perform fishing operations

PC	Description	Yes	No
d	Correct size measuring and pressure wheels, hay pulley and stuffing box sheave is used		
	Check brake system functioning satisfactorily		
e	Pressure across valve is equalised prior to opening		
	Pressure across BOP is equalised prior to opening rams		
	Pressure is introduced into the lubricator assembly correctly		
f, g	Correct toolstring dimension/size is selected for the job		
	Tubular jar is used instead of the link jar		
	Shear-up pulling tool is exclusively used during the initial attempt to recover fish		
	Fishing tools are run in conjunction with a shear-up pulling tool		
	Toolstring is zeroed correctly before every run and depth counter set appropriately		
	Toolstring RIH using hydraulic control, not brake control		
	Read weight indicator correctly to check HUD		
	Read weight indicator correctly to check extent of link jar opening		
	Appropriate line tension when performing jarring up operations		
	Appropriate power pack RPM while performing jarring operations		
	Correct speed control while POOH using hydraulic control, not brake control		
	Slow down and take precautions while passing through tubing accessories		
	Wire cutter is assembled correctly		
	Correct procedure and appropriate line tension when dropping cutter/Go-devil		
h	Weight indicator system properly checked for satisfactory operations		
	Demonstrate how to flush and replenish fluid of weight indicator system		
	Physical check on wire condition		
	Torsion or wrap test on wire carried out correctly		
	Check conditions of measuring and pressure wheels, hay pulley and stuffing box sheave		
	Check counter and cable, and accessories to ensure correct/proper functions		
	Pre-checks are carried out on the wireline winch and power pack prior to start-up		
	Check conditions of toolstring's components and fishing tools		
	Check conditions of wire cutter and Go-devil and proper sized components are used		
	Measure OD of drifts, wire scratchers, LIBs, etc		
Check conditions of overshots			

Element: CAP 1.3.5 Perform fishing operations

PC	Description	Yes	No
h	LIBs are correctly redressed	✓	
i	Record appropriate surface pressures at wellhead	✓	
	Record length and configuration of toolstring (including individual length of toolstring components) with jars closed and open	✓	
	Record toolstring hanging weight prior to run in hole	✓	
	Record toolstring hanging and pulling weight at regular interval	✓	
	Check and record pulling and hanging weight of toolstring prior to latching onto fish	✓	
	Record depths correlation of tubing accessories with well diagram	✓	
	Liquid level is recorded accurately	✓	
	Record HUD or TOF	✓	