




---


## DULANG C-4S ADDENDUM#7

---

Revision: 0  
Prepared for: Nur Hanisah  
Date Prepared: 3<sup>rd</sup> April 2024  
Well: C-4S  
Field: DULANG  
Operation Region: PMA  
Prepared by: Muhammad Hafiz  
Phone: +6019-2640410  
Email: [Hafiz.saharuddin@neudimension.com](mailto:Hafiz.saharuddin@neudimension.com)

**DESIGN VERIFICATION****PREPARED BY DB**  
CTS Operation Engineer  
-----  
Muhammad Hafiz3/4/2024  
Date**REVIEWED BY DB**  
CTS Technical Advisor  
-----  
Kung Yee Han3/4/2024  
Date**APPROVED BY DB**  
CTS General Manager  
-----  
Aliff Adenan3/4/2024  
Date**APPROVED BY PCSB**  
Dulang  
Well Intervention Engineer-----  
Nur Hanisah\_\_\_\_\_  
Date**APPROVED BY PCSB**  
Technical Professional  
Well Intervention, PMA-----  
Izwan Jalil\_\_\_\_\_  
Date**APPROVED BY PCSB**  
Head of Cluster 2  
Well Intervention, PMA-----  
Hafizi Zaini\_\_\_\_\_  
Date

**Remark: Do not execute the procedures in this document if it is not fully approved and signed by all parties.**

<b>DIMENSION BID</b>	DIMENSION BID COILED TUBING SERVICES		
	DULANG C-4S	SCO & CEMENT PACKER	

**OBJECTIVE**


The objective of this addendum is to;

1. To displace fluid inside A-Annulus and Short string.

**OVERVIEW**

After E – Line complete perforation, the hydrostatic pressure inside tubing creates an overbalance condition which could prevent the flow of the new perforation interval. DB assist to unloading the water inside well to create underbalance condition.

Prepared By: Muhammad hafiz	Reviewed By: Kung Yee Han	Date: 3/4/2024	Rev. Rev0	Controlled Document DB-CT-MHS-24007	Pg. 3
--------------------------------	------------------------------	-------------------	--------------	--	----------

<b>DIMENSION BID</b>	<b>DIMENSION BID COILED TUBING SERVICES</b>		
	DULANG C-4S	SCO & CEMENT PACKER	

## OPERATIONAL PROCEDURE

### NITROGEN UNLOADING

1. Rig-up nitrogen treating line to A-Annulus (PCP) line, and perform low- (500 psi) and high-pressure (3,000 psi) test through the line.
  - 1.1. Record initial SITHP and all annulus pressure (PCP, ICP, SCP etc) in the Daily Operation Report (DOR).
  - 1.2. Manipulate surface valve to the following position:

Valve	Position
Wing Valve	OPEN
A-Annulus Valve (PCP)	OPEN
Crown Valve	OPEN

2. Start to pump nitrogen gas with idle rate, slowly increase the rate. Maximum pumping pressure 2,100 psi (MAWOP – 2,184 psi).  
*Noted: inform production team before start pumping operation.*
3. Volume TSW expected to unload from Fluid level 170m – 431 bbls, volume nitrogen expected to displace water 2,054 gals / 191,186 scfm.
4. If after complete pump still got trace of water return at surface, continue pump until max 2 nitrogen tank depleted (4,000 gal)
5. Once complete, handover well to production.

Prepared By: Muhammad hafiz	Reviewed By: Kung Yee Han	Date: 3/4/2024	Rev. Rev0	Controlled Document DB-CT-MHS-24007	Pg. 4
--------------------------------	------------------------------	-------------------	--------------	--	----------