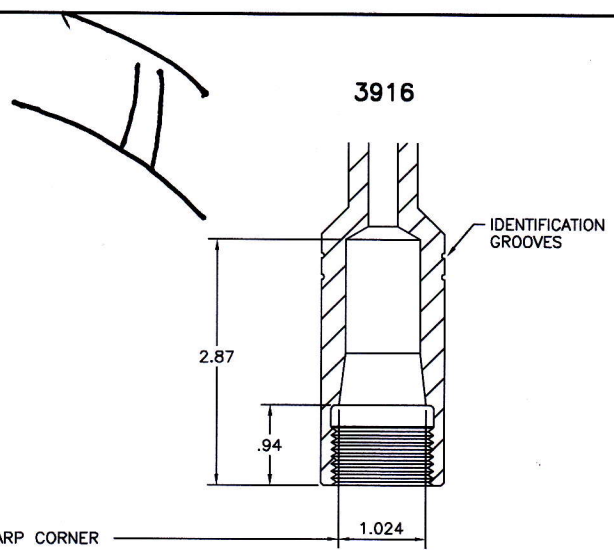


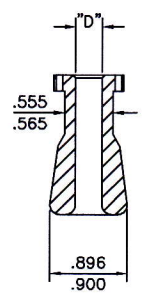
3915



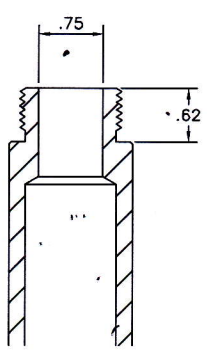
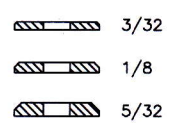
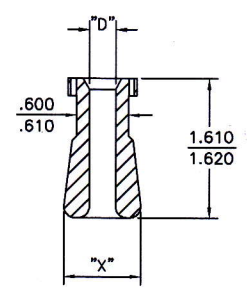
3916

AT THEORETICAL SHARP CORNER

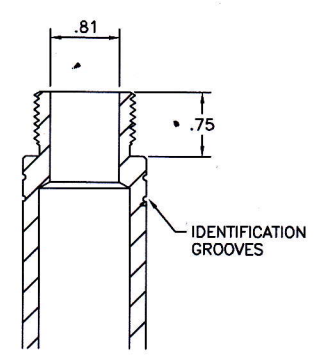
DIM. "D" IS .030 OVER LINE DIA.



LINE DIA.	STRAND DIA.	OUTER STRANDS	"X"
.100	.014	18	.971/.973
1/8	.017	18	.965/.967
3/16	.024	18	.950/.952
3/16	.035	12	.919/.921
7/32	.030	18	.931/.933
7/32	.035	15	.919/.921
7/32	.038	12	.913/.915
1/4	.035	18	.919/.921
5/16	.043	18	.899/.901
3/8	.051	18	.889/.891
7/16	.058	18	.874/.876
.474	.065	18	.866/.868



1 3/16-12 THD.
LEFT-HAND TYP.



REV.	REVISION RECORD	BY	APPD.	DATE

© 1998 Copyright by Titan Specialties, Ltd. All rights reserved. Reproduction is unlawful without express written permission of Titan Specialties, Ltd.

DO NOT SCALE THIS PRINT LIMITS UNLESS OTHERWISE SPECIFIED .000 ±.005 / .00 ±.015 / 0 ±.000 FRACTIONS ±1/32 ANGLES ±1/2° MACHINED FINISHES 125 MAX. REMOVE ALL BURRS AND SHARP EDGES INSIDE CORNERS .035 R. MAX.	DRAWN LANGFORD	DATE 12-31-98	Titan SPECIALTIES, LTD. Pumps, Texas
MATERIAL	FILE NAME	HEAT TREAT	TITLE CUSTOMER HELP SHEET 3915 / 3916 STYLE CABLEHEADS
		FINISH	DRAWING NO. CHS-3915-3916