


SLICKLINE ASSISTANT WORKBOOK

IMPORTANT NOTE:

- Your point of reference to complete this workbook may be obtained from the following
 - Training Manual and any other training materials provided together with this workbook
 - Your Trainer, Assessor (Slickline Operator), Verifier (FSM) or senior colleagues
 - SOP / Quality Procedures & Processors
- The completion of this Workbook is a joint effort and responsibility between you and your assessor therefore you have the obligation to request from your assessor to be assessed upon your completion of each topic
- The completion of this Workbook is part of the MANDATORY requirements which you must fulfill to qualify for a promotion
- Your training program is mostly self-driven, including this Workbook. It requires individual initiatives, dedication and commitment to complete the process.

NAME	MUHD NUR SELAMAT BIN TAMRIL
DATE OF JOIN	11/11/2024
CONTACT NO.	0109371028
RECEIVED DATE	11/11/2025
DATE COMPLETED	3/3/2025



GAZALI MEHRY
 Operation Manager
 Dimension Bid (M) Sdn Bhd
 Labuan Warehouse
 Slickline Services

4/3/25



A. WIRELINE OPERATION BASIC SAFETY PROTECTION

A.1. PERSONAL PROTECTIVE EQUIPMENT

1.1 What is definition of Person Protective Equipment

- Personal Protective Equipment, sometimes referred to as PPE, is gear worn to reduce exposure to hazards that might result in significant illnesses and injuries at work. It is intended to shield the worker's body from risks and harms such heat, chemicals, blunt impacts, electrical hazards, and infections. ✓

7.1 List out all compulsory PPE required to be worn while perform job offshore

- Coverall
- Safety boots
- Safety glove
- Hearing protection ✓
- Safety glasses
- Safety hat

7.2 List the area where the PPE should be worn while working


- Working on or around hot, wet or slippery surfaces
- Working when electrical hazard are present
- Handling the hazardous substance and uncontained chemical ✓
- Working at the high place or place with high tendency of falling objects
- Working around overhead tools or machinery
- Working with highly toxic chemicals or dusty environment

7.3 List the PPE should be worn while doing maintenance at tools and equipment

- Coverall
- Safety boots
- Safety glove
- Hearing protection ✓
- Safety glasses
- Safety hat

7.4 PPE should you wear while working in mercury and H₂S are

- Coverall
 - Safety boots
 - Safety glove
 - Safety glasses ✓
 - Safety hat
 - Respiratory protection
- H2S detector


GAZALI MEHRY
 Operation Manager
 Dimension Bid (M) Sdn Bhd
 Labuan Warehouse
 Slickline Services
 4/3/20



A.2. RESPONSIBILITY

2.1 Employee Responsibilities towards Health, Safety and Environmental (HSE)

- The management is dedicated to creating a safe and healthy work environment and making sure that all business operations are carried out in an environmentally friendly way. making sure that all business operations are carried out in an environmentally friendly way. Management is committed to a manner that protects the environment.

1.2 What are the safety precautions to be taken during tool maintenance at warehouse?

- Ensure safety equipment is being used
- eliminate any potential safety hazards and
- making sure the environment is in the best conditions for work

2.3 When should we do housekeeping?

- Before the end of a shift, workers should inspect and clean their workspaces and remove unused materials.
- All workers should participate in housekeeping, especially in terms of keeping their own work areas tidy, reporting safety hazards and cleaning up spills, if possible.

2.4 Why housekeeping is important?

- To reduce illnesses and injuries and promote positive behaviors, habits, and attitudes.
- Improve productivity Tools and materials will be easy to find
- To reduce the hazards such as tripping and slipping
- Better hygienic conditions lead to improved health
- Lower the worker exposures to hazardous products
- More efficient equipment cleanup and maintenance


GAZALI MEHRY
Operation Manager
Dimension Bid (M) Sdn Bhd
Labuan Warehouse
Slickline Services



2.5 How should you react while seeing somebody committing into unsafe act/behavior?

- Speak up and tell them why the behavior is a safety risk
- Immediately tell supervisor or employer about it so they can take action to address the situation, act or behavior.
- Make a report in hazard hunt form or also known as ACT card / UCUA card.

A.3. POLICIES

3.1 List down all DB policies in regards to HSE

- Driving policy
- Drugs and alcohol policy
- Harassment in the workplace policy
- HSSE policy
- PPE policy
- Smoking and vaping policy
- Stop work policy

3.2 What is HSE Policies

- An employer's written declaration of the organization's commitment to safeguarding the public's and employees' health and safety is known as a health and safety policy. It is a management-endorsed commitment to the health and safety of its workers.

3.3 What is the purpose of 'STOP WORK' policy?

- Stop work policy provides employees and contract workers with the responsibility and obligation to stop work when a perceived unsafe condition or behavior may result in an unwanted event.
- It stops for safety and ensure that there is no unwanted event occur from the unsafe condition or behavior.


GAZALI MEHRY
Operation Manager
Dimension Bid (M) Sdn Bhd
Labuan Warehouse
Sickling Services

4/3/25



A.4. HAZARD ID AND INCIDENT REPORTING

3.4 How can we report hazard or unsafe act?

Workers can raise health and safety issues:

- Talking to a manager or supervisor.
- Completing a hazard/incident report form. ✓
- Raising it at a staff meeting.

3.5 If there is an incident happened at workplace what should we do?

- Provide timely medical attention and care to anyone who has been injured. Then notify the person in control of everything and submit an incident report as soon as you can. ✓

3.6 What is the incident reporting process?

- The process of recording worksite events, including near misses, accident and injuries. ✓

3.7 What is the purpose of Hazard Hunt? And how does that help to be safe?

- To inspect all our facilities and locations for any unsafe act/condition hazards.
- It is very useful to help a company to monitor and take action where control measures need to be improved. ✓

3.8 Please explain what is Near Miss

- A near miss is a safety incident that did not result in injury, illness, or death but had the potential to do so. This near miss definition is similar to that of a near hit ✓

GAZALI MEHRY
Operation Manager
Dimension Bid (M) Sdn Bhd
Labuan Warehouse
Slickline Services

[Handwritten Signature]
4/27/25



3.9 In case of emergency,

a) Firstly what should you do?

- Check for risk in the situation. Determine if staying put or evacuating is safer. Call for assistance after you've safely left or taken cover, and make sure to tell everything you know about the situation. First aid should be given to anyone who is hurt

b) Where is DB assembly point (Base)?

- front gate DB

3.10 Where can you find the emergency contact Number?

- Near to first aid box

A.5. OPERATIONAL SAFETY

5.1 How to prevent an accident before executing certain job or activities

- Done a risk assessment, regulate inspections, wear proper PPE, ongoing and effective training, use safe lifting techniques and create a safe work area

5.2 What is the purpose of Safety Morning Meeting

- To examine and resolve any safety concerns, issues, or procedures, a morning safety meeting is conducted. In order to maintain a safe working environment, it seeks to guarantee that every employee is informed of potential dangers and the appropriate safety procedures.

[Signature]
GAZALI MENIKY
Operation Manager
Dimension Bid (M) Sdn Bhd
Labuan Warehouse
Slickline Services

5.3 What is the purpose of briefing and Debriefing

- Briefing is to gain important information or instructions, then debriefing is to allow to reflect on their experience as a participant in study and give feedback

✓

5.4 What is Permit To Work (PTW)

- PTW is a written record which authorized specific work at specific location for a specific period of time.

✓

5.5 Explain what do you understand from Job Safety Analysis and how does this help you to be safe?

- Job Safety Analysis is commonly called as Job Hazard Analysis (JHA) which is to identify safety elements of each job/task by step and teach the employee on how to avoid potential safety hazard. Its help me to be safe in safety and health awareness, which communication between workers and supervisors is improved, and acceptance of safe work procedures is promoted.

✓

13.1 What are the safety precautions to be taken during tool maintenance at warehouse?


- Wearing complete protective equipment (PPE), such as gloves, eye protection, safety helmets, safety boots, and coveralls, is a precautionary measure during tool repair. Always be on the lookout for pinch points that could cause pain or injuries. Make sure you handle tools with care. To maintain safety, it is a good idea to maintain housekeeping following tool maintenance.

✓

13.2 What are the safety precautions to be taken during topping up the fuel into Power Pack Tank?

- Wearing latex gloves and complete PPE, such as eye protection, safety helmets, safety boots, and coveralls, is a precautionary measure when topping off fuel in a Powerpack.
- Keep fuel and diesel away from your eyes, skin, and other body parts. Make an effort not to breathe in fuel or diesel mists or vapors. Always mop up any fuel or diesel spills on the floor. After fuel is finished, continue with housekeeping and cleaning.

GAZALI MEHRY
Operation Manager
Dimension Bid (M) Sdn Bhd
Labuan Warehouse
Slickline Services


4/3/25



13.3 What is work permit & why do we need them?

- Work permit is a record which authorized specific work at specific location for a specific period of time.
- We need the work permit because it gives us a clear set of instructions to work through at all stages of the activity and sets out what is and isn't permitted.

✓

13.4 When do we apply the work permit

- Work permit should be applied before we are going to specific location for a specific work.

✓

13.5 What are the safety precautions to be taken during test lubricator and BOP?

- Examine the replacement or condition If the hose is damaged, pressurize gradually and carefully. Make sure all of the connections are tight. Work using both hands, try to do tasks correctly.

✓

13.6 What are the safety precautions to be taken during test Control Panel?

- Examine the replacement or condition. If the hose is damaged, gently increase the pressure. Make sure the whip check is set up. Before disconnecting the hose, make sure that all of the needle valves and the air regulator are closed and that there is no pressure. Verify that the test pressure does not surpass the working pressure and ensure that the pressure gauge is in good working order.

✓


GAZALI MEHRY
Operation Manager
Dimension Bid (M) Sdn Bhd
Labuan Warehouse
Sickline Services

4/3/25



5.12 Why JSA, Risk Assessment and Job Plan need to be discussed among the team member? How does that work?

- All of those are meant to provide a safe and reliable working method. We may identify all possible risks during team meetings and collaborate to develop a workable plan to reduce or eliminate them. This reduces injuries, creates a safe environment, and promotes teamwork for peak performance. ✓

5.13 While working, you found that there is something unsafe. What should you do?

- Notify our supervisor or the HSSE immediately of any hazardous or unhealthy circumstances, as well as any injuries. I also try to prevent doing anything risky by adopting responsible actions, such taking reasonable care of myself and other people. ✓

5.14 Before performing a hot work, what must you do/ have to ensure the work is safe

- To avoid being exposed to combustible gases or vapors, wear the proper PPE and make sure that all PPE is worn. Put on RFC coveralls, leather gloves, safety boots, safety glasses, and a face shield. Then, before beginning, make an effort to thoroughly inspect the work area. Before beginning hot work, always check the workspace for flammable gasses and vapors. ✓

OTHERS

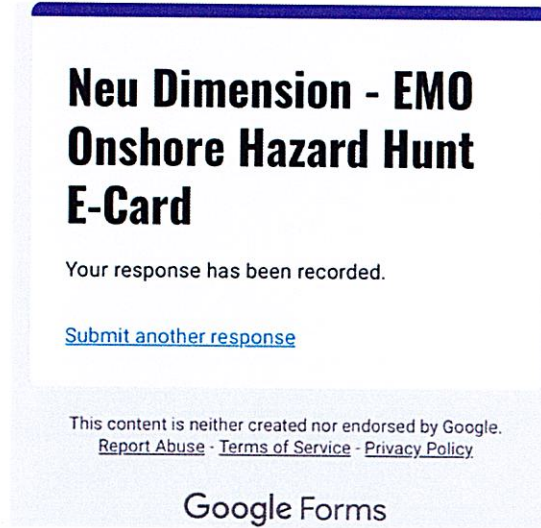
1. Please attach the supporting documents that you participated in Dimension Bid's Safety program.
 - a) Job Safety Analysis for each activity that you involve during probation period
 - Chipping
 - Painting
 - Lifting
 - Spooling
 - Pressure Test


GAZALI MEHRY
Operation Manager
Dimension Bid (M) Sdn Bhd
Labuan Warehouse
Slickline Services

4/3/25



b) Hazard Hunt



c) Safety Talk



GAZALI MEHRY
Operation Manager
Dimension Bid (M) Sdn Bhd
Labuan Warehouse
Slickline Services

4/3/25

