

Dear Aqish,

1. Identify brass pin for QXD running tools
2. How QXD lock mechanism work?
3. Length of QXD pulling prong. Compare with FXE insert valve pulling prong
4. Explain the meaning of "1502" on the spec of pump in tee side outlet connection

1. Brass pin 5/16
2. The telltale collet provides a positive indication that the lock is correctly set. If it is sheared, the lock is not correctly set and must be pulled and rerun.
3. I didn't have time to look for QXD pulling prong and FXE insert valve pulling prong because I was helping to do work in the SE department. so that, I didn't have time to measure the length of the QXD pulling prong. I will try to find and measure it next week. But based on what Haji Gazali Mehry said, FXE insert valve pulling prong is longer than QXD pulling prong. And the length of QXD pulling prong is 7ft and 9ft.
4. The front 1 or 2 number normally means pressure, last one means type. The working pressure is 15,000psi, and connection type is 02.

1/1/2024 (Monday)

NEW YEAR HOLIDAY

2/1/2024 (Tuesday)

Power Pack 32 (SOP)



- Install radiator,
- Radiator frame,
- Radiator fan,
- Radiator fan frame,
- Accumulator,
- and Diesel tank

3/1/2024 (Wednesday)

Power Pack 32 (SOP)



- Replace new fuel tank level indicator
- The fuel tank can be fill up to 60 litters

Power Pack and RSU (flyline)



- Clean up rust on hoses connection using sand paper and WD-40
- Removing rust is important because rust can weaken metal structures, leading to potential safety hazards. Rust can also affect the functionality and longevity of metal objects, such as hoses connection for RSU and PP.
- Learn how to start PP (flyline) with Henieken, TL

4/1/2024 (Thursday)

RSU 27



- Install gauges (BOP system pressure, accumulator pressure, winch system pressure)


Power Pack frame



- Repaint all the frame with green color

5/1/2024 (Friday)

Morning meeting




- Safety talk, awareness about covid-19
- Avoid close contact with anyone who is sick or has symptoms. Keep distance between yourself and others when we are in indoor public spaces. Avoid crowds and indoor places that have poor airflow (ventilation). Wash our hands often with soap and water for at least 20 seconds.

RSU 27



- Did preventive maintenance and corrective maintenance (repaint)

Joined class with Haji Gazali Mehry, Operation Manager.



- Learn about well completion,
- And learn about well schematic for single well components.

DIMENSION BID


Slickline Assistant Onshore On-the-Job Training Record

Trainee's Name:		MULHAMMAD ARIQI BIN ZAINUDIN		Job Title:		TRAINEE SLICKLINE ASSISTANT	
Month:		JANUARY		Training Period:		6 MONTHS (1/1/2024 - 5/1/2024)	

No.	Main Tasks (please describe tasks and specify name of tools / equipment)	Training Date	Training Time		Total Hours	PR*	Signature	
			From	To			Trainee	Instructor
1	New Year Holiday	11/1/2024	-	-	-	-	-	-
2.	Power Pack 32 (30P) - install radiator, - radiator fan, - radiator fan frame, - accumulator	Tuesday 12/1/2024	0800	1100	8	S	<i>[Signature]</i>	<i>[Signature]</i>
3.	Power Pack 52 (30P) - replace new fuel tank level indicator - Power Pack and fan (Figures) - Clean up rest on hoses fitting using sand paper and WD-40. - Learn how to start PP (Figures) with Henkel, TL	Wednesday 13/1/2024	0800	1100	8	S	<i>[Signature]</i>	<i>[Signature]</i>
4.	RSU 2T - install gauges (top system pressure, Accumulator pressure, which system pressure) - Power Pack frame - Repaint all the frame with green color	Thursday 14/1/2024	0800	1100	8	S	<i>[Signature]</i>	<i>[Signature]</i>
5.	Morning meeting about Covid-19 - Absentees - On preventive and corrective maintenance (Report) - RSU 2T - Bond Class with Haji Gazali Mubiy	Friday 15/1/2024	0800	1100	7	S	<i>[Signature]</i>	<i>[Signature]</i>
Total Hours					31			

* Performance Rating (PR): S - Strong A - Adequate NI - Improvement Needed

DIMENSION BID

Approved By:		Overall Assessment:
Designation	GAZALI MEHRY Operation Manager Dimension Bid (M) Sdn Bhd Labuan Warehouse Sibokina Services	
Date	8/1/24	