



# SLICKLINE ASSISTANT WORKBOOK

**IMPORTANT NOTE:**

1. Your point of reference to complete this workbook may be obtained from the following
  - Training Manual and any other training materials provided together with this workbook
  - Your Trainer, Assessor (Slickline Operator), Verifier (FSM) or senior colleagues
  - SOP / Quality Procedures & Processors
2. The completion of this Workbook is a joint effort and responsibility between you and your assessor therefore you have the obligation to request from your assessor to be assessed upon your completion of each topic
3. The completion of this Workbook is part of the MANDATORY requirements which you must fulfill to qualify for a promotion
4. Your training program is mostly self-driven, including this Workbook. It requires individual initiatives, dedication and commitment to complete the process.

NAME	MUHAMMAD HAHMI BIN SHAMSUL BAHRI
DATE OF JOIN	04/07/2022
CONTACT NO.	018-9704660
RECEIVED DATE	04/07/2022
DATE COMPLETED	23/08/2023



11. Power Pack (Electrical & Diesel)

What is Power Pack

✓ Power pack is hydraulic supplier that contains engine to run hydraulic pump

What is the purpose of Power Pack

✓ To supply hydraulic for run hydraulic motor  
- perform heavy-duty tasks.

How to operate Power Pack

✓ Connect hydraulic hose to RSU then connect air hose to power pack to start.

What is maintenance required for Power Pack


✓ change engine oil, filter and check drain water on tank  
✓ service when running hour

What is safety precaution required for Power Pack

✓ make sure hose in good condition  
✓ make sure check engine oil, water before start  
✓ make sure engine in good condition

What is potential hazard during handling Power Pack

✓ High pressure  
✓ Noise  
✓ rotating part  
✓ Hot engine

  
21/8/23



G. What do we need to do if equipment failed to work?

- ✓ Get advice from right person.
- ✓ Try to trouble shoot problem
- ✓ Get advice from town
- ✓ Have manual

  
21/8/23

**D. Rig up Wireline Surface Equipment**

a. List out all surface equipment (Surface and Pressure Gauge)



✓ 1.	Reel skid unit
✓ 2.	Air compressor
✓ 3.	Genset
✓ 4.	power pack
✓ 5.	control panel
✓ 6.	telescopic mast
✓ 7.	intensifier tank
✓ 8.	toolbot wire Drum
✓ 9.	Blower skid
✓ 10.	Lubricator skid
✓ 11.	cabin
✓ 12.	toolhouse
✓ 13.	toolbox


b. Describe how to connect lubricator section

i) Horizontal

✓ put lubricator on stand and connect one by one lubricator

ii) Vertical

✓ connect lubricator using clamp and hoisting using crane or mast

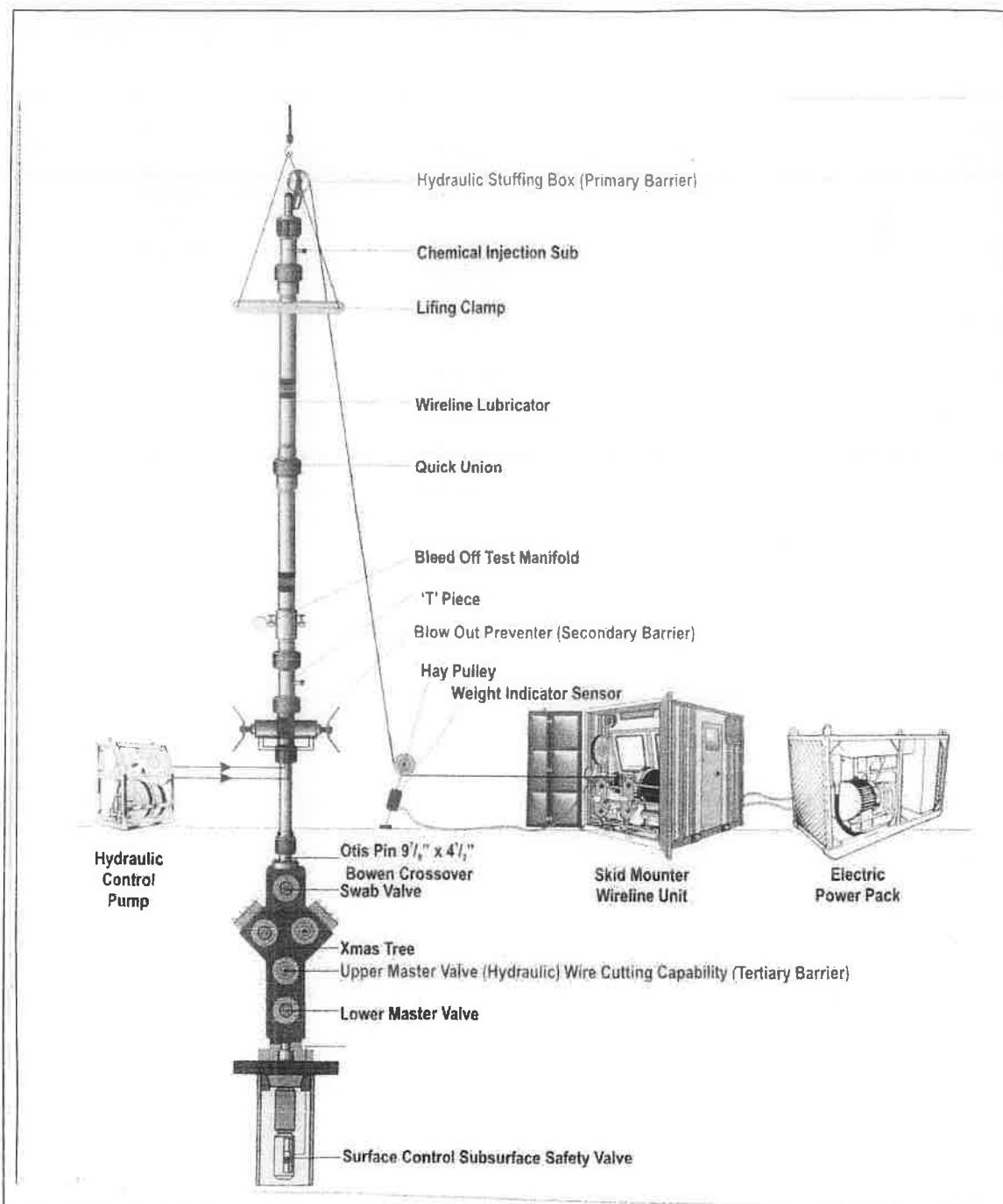
  
21/8/23

**Note: Provide drawing and parts description on separate paper/page**

c. Sketch the equipment required while rigging up from x-mas tree until stuffing box

**Note: Provide drawing and parts description on separate paper/page**

c/ Sketch the equipment required while rigging up from x-mas tree until stuffing box



**Note: Provide drawing and parts description on separate paper/page**

*James 21/08/23*



e. What is the meaning of rigging up and rigging down?

✓ Rigging up is process assemble part equipment. Before start the work. Rigging down is disassemble all part equipment when the operation finish or change to next well.

f. What is power pack hose size used at Dimension Bid?

✓ - 1" supply  
- 1 1/4 return

g. What are the safety precautions required upon completed hook up hydraulic hose to RSU

✓ - connection must be tight  
✓ - Use whip check  
- safety pin.

h. List out the safety precaution while rigging up and rigging down

✓ - use full PPE  
✓ - Use proper method during handling part  
✓ - Barricade work site area.  
✓ - TBT with crew.

Note: Provide drawing and parts description on separate paper/page

  
21/8/23