

# POST JOB REVIEW

## KNJT-C4

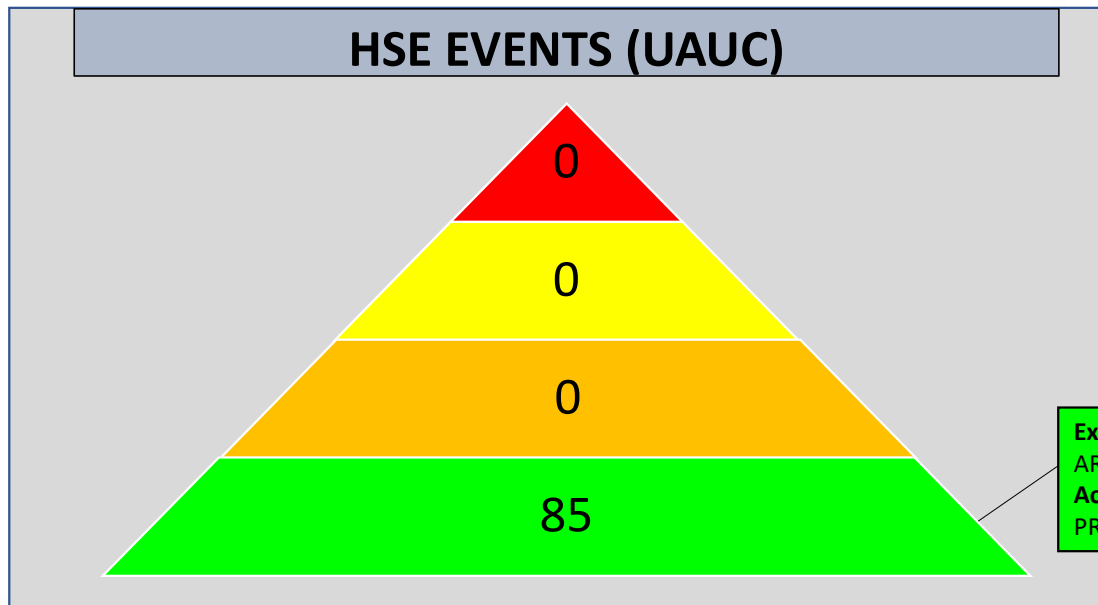
PREPARED BY	REVIEWED BY	APPROVED BY
MATHIAS RAUTH	AMRI ZULKIFLI	FARIS FIRDAUS



# PRESENTATION OUTLINE

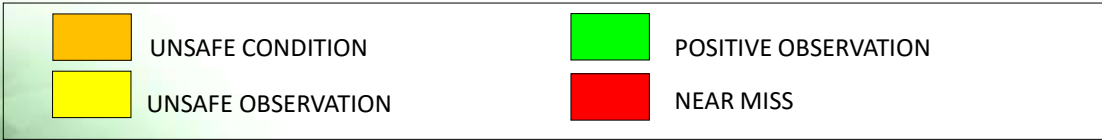
- ✓ HSE & Governance
- ✓ Problem Statement
- ✓ Background
- ✓ Operation Summary
- ✓ Operation Analysis
- ✓ Conclusion

# HSE & GOVERNANCE



TOTAL  
85

**Example:** OBSERVED PERSONNEL PERFORM HOUSEKEEPING AT WORK AREA.  
**Action taken:** COMPLIMENT THE PERSONNEL TO MAINTAIN GOOD PRACTICE AND AWARENESS.



# HSE & GOVERNANCE

- Crew unable to travel and perform boat transfer due to bad weather. SAHAN CHARLIE 11 unable to perform boat transfer between platform due to high swell.
- Bad and unexpected weather pick up. All mitigation in place to make sure all personnel safety in place prior to any job execution
  - Stop job during high wind and unfavorable weather.
  - Crew unable to perform lifting during bad weather.
  - Slippery floor – PPE including safety boot checked before starting job. Oil absorbent in place.
  - Job Preparation – Toolbox Talk and JHA briefing on each step taken before rig up and rig down.

# KNJT-C4 CAMPAIGN



# PROBLEM STATEMENT

- The plan is to run the EV Camera to TRSSV at 780ft-MDTHF and perform survey in order to monitor the condition of the flapper, and run Weatherford Slickplug to 430ft-MDTHF



# OPERATION SUMMARY

## PLANNED

WELL	RUN	DESCRIPTION
C4	1	Perform EV Camera run to TRSSV 780ft-MDTHF via Slickline.
C4	2	Perform EV Camera run to TRSSV 780ft-MDTHF via Eline.
C4	3	Perform Weatherford plug setting at 430ft-MDTHF.

# OPERATION SUMMARY

## ACTUAL

Date	Well	Run	Description	Remarks
12/12/2023	C4	1	<ul style="list-style-type: none"> <li>✓ Programme EV camera memory section.</li> <li>✓ Connect battery to tool. Perform surface test prior to RIH to confirm downview and sideview is activated and programmed.</li> <li>✓ Hook up EV cam and zero thf, pooh inside lubricator and connect PCE section.</li> <li>✓ Start pumping and pressurise PCE section. Open well slowly.</li> <li>✓ Proceed RIH to 50ft and POOH to surface, depressurise and open up PCE for grease check.</li> <li>✓ Connect PCE and proceed RIH until 770ft.</li> <li>✓ Proceed perform pass from depth 778ft-783ft.</li> <li>✓ POOH to surface. Close well, depressurise lubricator. Retrieve tool and disconnect battery from tool.</li> <li>✓ Connect programming sub and download data.</li> </ul>	COMPLETED

# OPERATION SUMMARY

Date	Well	Run	Description	Remarks
30/12/2023	C4	2	<ul style="list-style-type: none"><li>✓ Setup logging unit connection, make up tool and connect to cablehead</li><li>✓ Power up and check tool communication. Surface test to confirm tool activated.</li><li>✓ Hook up EV cam and zero thf, pooh inside lubricator and connect QTS</li><li>✓ Start pumping and pressurise PCE section. Open well slowly</li><li>✓ RIH until depth 750ft. Stationery and stop pumping.</li><li>✓ Monitor lenses clarity and wait for fluid level to lower down until below flapper depth.</li><li>✓ Snapshot flapper condition and waiting for further instruction/discussion.</li><li>✓ Proceed perform passes from depth 783ft-787ft.</li><li>✓ POOH to 450ft and slowdown to monitor tubing wall condition until 430ft for slickplug setting. Observed marking at 430ft, discussed to set lower than 430ft.</li><li>✓ POOH to surface. Close well, depressurise lubricator. Disconnect tool and download data.</li></ul>	COMPLETED

# OPERATION SUMMARY

Date	Well	Run	Description	Remarks
31/12/2023	C4	3	<ul style="list-style-type: none"><li>✓ Make up slickplug tool and surface check.</li><li>✓ Programme memory section and set timer.</li><li>✓ Hook up battery and hooked up to cablehead.</li><li>✓ Lowerdown slickplug bottom to thf and zero depth.</li><li>✓ Rig up slickplug inside lubricator.</li><li>✓ Pressurise PCE section. Open well slowly.</li><li>✓ Proceed RIH until 450ft, pickup tension and stop at depth 441ft. Station until timer finish. COE is at 436ft.</li><li>✓ POOH to surface, close well and depressurize lubricator.</li><li>✓ Recover slickplug setting tool and disconnect from cablehead.</li><li>✓ Perform DP test to bleed CITHP at 2900psi to 1500psi. Monitor for duration 30mins and pressure maintain. Continue to monitor further 30min and pressure maintain.</li></ul>	COMPLETED

# OPERATION SUMMARY DATA QA/QC

- ✓ **Successfully achieve all the objectives.**
- ✓ **All EV Camera angle working good and fully operational throughout the operation and the quality is good.**
- ✓ **Flapper is observed clearly based on EV sideview camera visual. Observed Flapper fully open except that the flow tube is not fully travel.**



# OPERATION ANALYSIS

## KNJT-C

DATE	WELL	MAJOR ACTIVITY	STATUS
7/12/2023 – 4/1/2024	KNJT-C4	• EV CAM & WFD SLICKPLUG	COMPLETED

HSE	Toolbox Meeting/ Safety Meeting
JPR	Set up Equipment/Housekeeping
SLO	Slickline Operation Time
WRU	Well Rig Up/Down
OPT	Operations Time
CCG	Crew Change/Boat Transfer
WOW	Waiting on Weather
WOP	Waiting on Well Access
MAD	Mob and Demob (to/from field)
SDFN	Shut Down For Night

# OPERATION ANALYSIS

DAY/ACTIVITY	WOW	WOE/WOP	UDP	EQF	HSE	JPR	SLO	WRU	OPT	CCG	MAD	SDFN
1	0	0	0	0	0.5	3.5	0	0	0	5.5	8	0
2	0	5.5	0	0	2.75	0.5	0	0	3.25	0	0	0
3	0	0	0	0	1.75	0.5	0	0	7.5	2	0	0
4	0	3	0	0	0.5	0.5	11	0	0.5	1	0	0
5	0	1	0	0	0.25	1	0	0	8	1	0	0
6	0	1	0	0	0	1	0	0	7.5	1.25	0	0
7	0	5.5	0	0	0	5.5	0	0	0	0.5	0	0
8	0	10	0	0	1	0	0	0	0	1	0	0
9	0	0	0	0	7.5	0	0	0	4.5	0	0	0
10	0	5.5	0	0	3.5	0	0	0	3	0	0	0
11	0	7.5	0	0	2.5	2	0	0	0	0	0	0
12	0	9	0	0	3.5	0	0	0	0	0	0	0
13	0	0	0	0	0.75	0	0	0	9.25	2	0	0

# OPERATION ANALYSIS

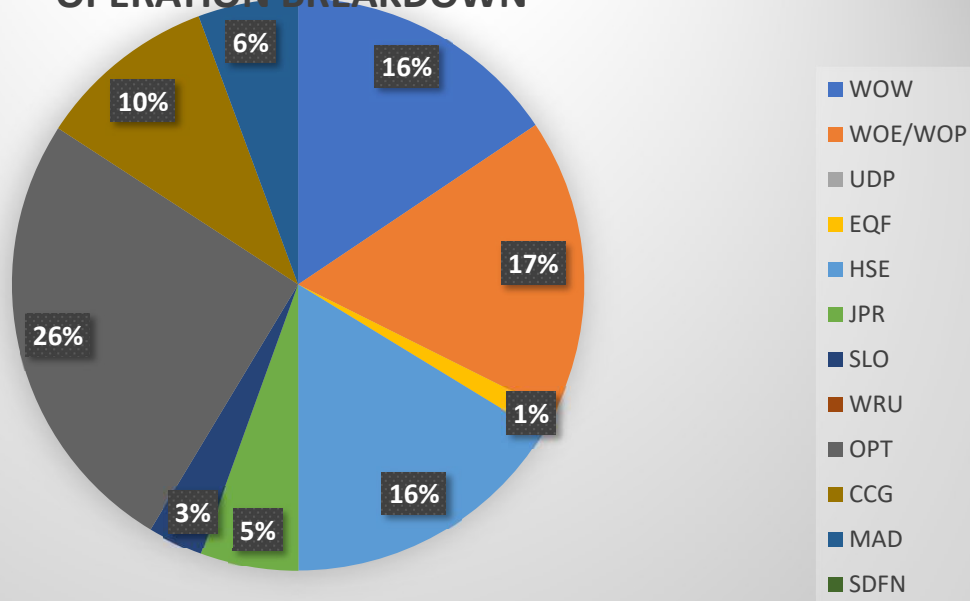
DAY/ACTIVITY	WOW	WOE	UDP	EQF	HSE	JPR	SLO	WRU	OPT	CCG	MAD	SDFN
14	0	0	0	3	2	0	0	0	3.5	3	0	0
15	0	7.5	0	1.5	1	0.5	0	0	4	1.5	0	0
16	0	2	2	0	1	0.5	0	0	5.5	1	0	0
17	9.75	0	0	0	2.25	0	0	0	0	0	0	0
18	11	0	0	0	1.5	0	0	0	0	0	0	0
19	9.5	0	0	0	1.5	0	0	0	0	0	0	0
20	10.25	0	0	0	1.75	0	0	0	0	0	0	0
21	10.5	0	0	0	1.5	0	0	0	0	0	0	0
22	3.75	0	0	0	3.25	0.25	0	0	3.25	1.5	0	0
23	0	2	0	0.25	4.5	0.75	0	0	6	0	0	0
24	0.5	0	0	0	4.25	0.5	0	0	2.75	2.75	0	0
25	0	0	0	0	2	0	0	0	10.5	0.5	0	0
26	0	0	0	0	2.5	2.5	0	0	6	1	0	0



# OPERATION ANALYSIS

DAY/ACTIVITY	WOW	WOE/WOP	UDP	EQF	HSE	JPR	SLO	WRU	OPT	CCG	MAD	SDFN	TOTAL OVERALL
<b>TOTAL IN HOURS</b>	55.25	59.5	0.0	4.75	57.5	19.6	11	0.0	93.75	36	20	0	357.35
<b>TOTAL IN DAYS</b>	4.6	4.95	0.0	0.4	4.8	1.63	0.92	0.0	7.8	3	1.67	0	29
<b>DAYS PERCENTAGE</b>	<b>15.86%</b>	<b>17.06%</b>	<b>0.00%</b>	<b>1.38%</b>	<b>16.55%</b>	<b>5.62%</b>	<b>3.17%</b>	<b>0.00%</b>	<b>26%</b>	<b>10.34%</b>	<b>5.75%</b>	<b>0.00%</b>	<b>100%</b>

## OPERATION BREAKDOWN



- HSE Toolbox Meeting/ Safety Meeting
- JPR Set up Equipment/Housekeeping
- SLO Slickline Operation Time
- WRU Well Rig Up/Down
- OPT Operations Time
- CCG Crew Change/Boat Transfer
- WOW Waiting on Weather
- WOP/W Waiting on Well Access/Waiting on OE equipment
- MAD Mob and Demob (to/from field)
- SDFN Shut Down For Night

# CONCLUSION

## HIGHLIGHT

- All crew comply to Health Safety and Environment Rules and participate to all platform HSE program etc. TOFS.
- 100% HSE compliance throughout operations – 100% UAUC submitted via app throughout operation.
- Good communication between all parties include PCSB, DIMENSION BID, DELEUM, WEATHERFORD, GEOWELL AND CRANE OPERATOR
- Successfully achieved job objectives for C4 despite encountering hurdles.
- Successfully executed the job for C4 safely despite the time constraint.

## LOWLIGHT

- Unable to perform boat transfer due to high swell.
- Weather factor causing time constraint, unable to perform lifting and waiting on equipment mobilization.

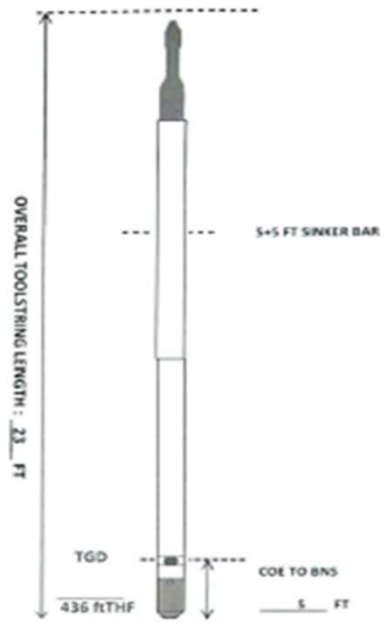
# CONCLUSION LESSON LEARN

- ✓ Unexpected problem like well condition, weather and equipment can cause the unproductive time of the operation.
- ✓ Good decision making and timing is a must during operation time to counter any unexpected difficulties.

# DIMENSION BID

## FIELD CONTROL FORM: PLUG SETTING

<b>WELL DATA</b>	
CLIENT	PCSB
FIELD/PLATFORM	KNNAG/KNJT-C
WELL	C4
<b>RUN DATA</b>	
FE/FS	FE
CREW CHIEF	1
JOB ID	N/A
DATE & TIME OF SHOOTING	31/12/23
RUN #	1 OF 1
TOOL & EXPLOSIVE TYPE	Slickplug
TOOL OD	3.6"
LOADED INTERVAL	N/A
FISHING NECK TO CCL	N/A
CCL TO CENTER OF ELEMENT (COE)	N/A
COE TO BOTTOMNOSE (BNS)	5FT
TOTAL TOOLSTRING LENGTH	23FT
<b>DEPTH CONTROL</b>	
TARGET DEPTH (TGD)	441FTTHF
TOP CORR LOG INTERVAL	430FTTHF
BOTTOM LOG INTERVAL	450FTTHF
CCL TO COE	N/A
STOP DEPTH	441FTTHF
REMARKS	
COE SLICKPLUG AT 436FTTHF, 5FT above stop depth. NO CCL USED. BASED ON FLAG DEPTH FROM EV CAM.RUN.	




**STOP DEPTH**  
**441 ftTHF**

Prepared by:  
*[Signature]*  
Field Engineer  
Date: 31/12/2023

Verified by:  
*[Signature]*  
Supervisor (WB)  
Well Information Engineering (SPE)  
Date: 31/12/2023  
Centre of Excellence

# KNJT-C4 Slickplug Setting

# KNJT-C4 CUSTOMER SERVICE SATISFACTORY



**DIMENSION BID**  
WELL INTERVENTION | PERFORMANCE SERVICES

### CUSTOMER SATISFACTION SURVEY

Client : PCSR SRA Location (Part/Well) : KNJND (UNIT-C)  
 Service(s) : EV CAMERA + SLICKRIG Date & Time : 1/12/2024  
 Well : C4 Package : EMTE & ELINE  
 Personnel on Board  
 Field Engineer/Supervisor/Wireline Operator : MATHIAS/LEBRUN/TERO HAJIAN  
 Crew/Wireline Assistants : MELISSA/ADAN/CAMPBELL  
 Others (Please specify) : KARIM/RAJUL/KAMARUZI  
AFRIZAL/AMRUL/FALEH

Description	Rating*	Remarks/Comments
<b>Safety</b>		
Personal Protective Equipment (PPE)	4	
Safety Awareness	4	
Housekeeping	4	
<b>Service Quality</b>		
Job Planning & Preparation	4	
Operation Efficiency	4	
Quality of Job Execution	4	
<b>Personnel</b>		
Professionalism of Personnel	4	<b>Overall good teamwork and team working with extended hour with approval.</b>
Performance & Efficiency	4	
Communication	4	
Technical Knowledge	4	
<b>Equipment</b>		
Equipment & Tool Compatibility	4	<b>TO CHECK WELLHEAD X-OVER AND O-RING FOR NEXT OPERATIONS.</b>
Inventory Systems	4	
<b>Technical Support</b>		
Response / Feedback from Team Field	4	
Technical Advice	4	
Delivery of Spares and Back-ups	4	
<b>Reporting</b>		
Daily Report	4	
QA/QC Data	4	
<b>Overall Service Performance</b>	4	
Does The Service Satisfy (S) Meet	4	
Areas of Improvement (If any)		

Assessed by: Supervisor (WFO)  
 Name: Mathias Lebrun  
 Date: 12/01/2024  
 Signature: [Signature]

Accepted by: Dimension's Bid Field Engineer/Wireline Operator/Supervisor  
 Name: MATHIAS LEBRUN  
 Date: 12/01/2024  
 Signature: [Signature]

(This section below to fill up by Management)

Comment / Action Taken / Follow Up :  
ALL NRC REQ'D FROM PCSR W/DR DUE TO 40% OPENING VALVE. WELLHEAD X-OVER AND O-RING TO DELAY VIBRATION WELL C-04

CSR Rating Number: \_\_\_\_\_


Action By: DB Technical Engineer  
 Name: \_\_\_\_\_  
 Date: \_\_\_\_\_  
 Signature: \_\_\_\_\_

Reviewed & Approved by: DB Field Service Manager  
 Name: \_\_\_\_\_  
 Date: \_\_\_\_\_  
 Signature: \_\_\_\_\_


Rating\* 1 - Poor, 2 - Dissatisfactory, 3 - Satisfactory, 4 - Very Satisfactory, 5 - Outstanding  
 Note : Please refer to OP-BE/CS-01 : CSR Rating Level & Description for evaluation

Doc Ref No: OP-0204-08      CONTINUED COPY  
 Revision No: 00  
 Effective Date: 01/01/2024


# KNJT-C4 Image Snapshot



**Visual of flapper  
condition**



**Visual of marking at 430ft setting  
tubing wall**



**Visual of tubing wall  
COE plug setting 436ft**

# THANK YOU



Prepared by,



---

Name : Mathias Rauth  
Designation : Junior Field Engineer  
Date : 4/1/2024

Verified by,

---

Name : Faris Mohd Firdaus  
Designation : Field Service Manager  
Date :

Verified by,

---

Name : Mohd Zahir Bin Abdul Manan  
Designation : Operation Manager  
Date :