

DIMENSION BID

CTS TASK SHEET

Title	Standalone Equipment Operation					
Target Population	Field Specialists & Equipment Operators					
This requirement is applicable to:		JFE		FST		EOT
	✓	FE1	✓	FS1	✓	EO1
		FE2		FS2	✓	EO2
				FS3	✓	EO3

Objective:







The objective of this task is to evaluate and verify the employee's skills and knowledge in operating the following equipment efficiently and independently.

Description		FE1	FS1	EO1	EO2	EO3
1	Batch Mixer	✓	✓	✓		
2	Fluid Pumping Unit	✓	✓		✓	
3	Nitrogen Converter	✓	✓			✓
4	Coiled Tubing Unit	✓	✓			

IMPORTANT NOTE: Please submit one (1) task sheet for each equipment

Tasks:

The employee should complete the following tasks:

NO	TASK	STATUS/DATE	MENTOR NAME/SIGN
1	Fully understand the basic operation as well as safety related issues of the equipment	Completed 20/10/24	
2	Run the equipment in a safe and efficient manner	Completed 20/10/24	
3	Perform pre and post job EMC 1 effectively for the equipment	Completed 20/10/24	
4	Participate in maintenance activity for the unit	Completed 20/10/24	
5	Get the job supervisor's approval to operate the above equipment independently at the location during actual jobs	Completed 20/10/24	
6	Review and agree performance of each task with your Mentor in order to validate its completion	Completed 20/10/24	 M. Wizan.

REQUIRED EVIDENCE:

- 1 CTS-FORM-90 Coiled Tubing Performance Assessment Feedback
- 2 EMC 1 for the specified equipment

DIMENSION BID


CTS TASK SHEET

MENTOR / ASSESSOR'S FEEDBACK:

NO	TASK	FEEDBACK
1	The employee demonstrates good knowledge of the design and the functions of the equipment and its components	Exceeds right to excellent good knowledge.
2	The employee understands the basic operation as well as the safety related issues	understand basic operation for CTU
3	The employee demonstrates required skills and knowledge to perform pre and post job EMC 1 effectively for the unit	good knowledge to carry perform EMC on equipment
4	The employee is ABLE to operate the Batch Mixer / Fluid Pumping Unit / Nitrogen Converter / Coiled Tubing Unit STANDALONE in actual jobs [please circle the relevant equipment] Note: Please specify the job supported by CTS-FORM-90 Coiled Tubing Performance Assessment Feedback	Employee can operate all equipment as per mention


OVERALL SCORE	STRONG			ADEQUATE			IMPROVEMENT NEEDED		
	10	9	8	7	6	5	4	3	2
		(9)							

MENTOR / ASSESSOR's Comments & Recommendation: Personnel has a good energy / skills / knowledge, understand step of operation good in maintenance equipment / operated on Bmx/SSS/NCV. Please improve for calculation for knowledge improvement

Signature		Assessment Date	20/10/2024
Name	M. WISAK	Position	CTS FS 2

FSM / OM Comments & Recommendation:

- Demonstrate a good understanding regarding single pump.
- Able to operate single pump standalone
- Able to perform maintenance on single pump standalone.

Signature		Assessment Date	31/1/24
Name	M. KHAIROL RIDHWAN AZIZ CTS FIELD SERVICE MANAGER Dimension Bid (M) Sdn Bhd	Position	FSM

DIMENSION BID

510461040

COILED TUBING PERFORMANCE ASSESSMENT FEEDBACK

PART 1: To be completed by Assessor [WEIGHT: 40%]

Name	MUHAMMAD ALIFF BIN ZULKEFLI	COB Date	10-Okt-23
Position	EQUIPMENT OPERATOR 2	RTB Date	03-Okt-23
Client	PCSB	Location	DULANG
Platform	DULANG CHARLIE	Well	C 24L
Assessed By	Name: MUHAMMAD WIZAN	Position:	SUPERVISOR COIL TUBING


RATING LEGEND:

STRONG	Performance consistently exceeded expectations in all essential areas of responsibility, and the quality of work overall was excellent
ADEQUATE	Performance consistently met expectations in all areas of responsibility, at times possibly exceeding expectations, and the quality of work overall was very good
IMPROVEMENT NEEDED	Performance did not consistently met expectations - performance failed to meet expectations in one or more essential areas of responsibility

Assessment Criteria	Rating (Please ✓ where appropriate)								
	STRONG			ADEQUATE			IMPROVEMENT NEEDED		
	10	9	8	7	6	5	4	3	2
Safety Awareness (20%)			✓						
a. Usage of Personal Protective Equipment			✓						
b. Participation in UAUC					✓				
c. Understanding of PTW System					✓				
d. Worksite House Keeping	✓								
Work Performance (20%)									
e. Initiative and Creativity		✓							
f. Decision Making Capability			✓						
g. Understanding of Job Scope		✓							
h. Tools Inventory and Reporting			✓						
i. Work Quality		✓							
j. Reporting			✓						
k. Punctuality and Time Keeping		✓							
l. Teamwork		✓							
m. Communication		✓							
n. Leadership Skills			✓						
o. Adaptability to Work Environment/Surrounding			✓						
p. Attitude	✓								
q. Discipline		✓							

REMARKS/COMMENTS/FEEDBACK ON PERFORMANCE OR AREAS OF IMPROVEMENT:

- Overall personnel good & understand for CT^s Operational.
 - Good in equipment maintenance & operated.

Assessed By [Supervisor]	
Name	MUHAMMAD WIZAN
Date	3 OKT 2023

DIMENSION BID

COILED TUBING PERFORMANCE ASSESSMENT FEEDBACK

PART 2: To be completed by Employee and Assessor [WEIGHT: 60%]

Type of Task	Tasks Performed	Assessor Comment											
1. Pre-Job Preparation	1. Attend toolbox and morning meeting with CSR. 2. Assisted crew in lifting all CTU equipment and spot unit. 3. Pre-check/EMC1 all CTU equipment before run the job. 4. Apply PETI for genset and junction box. 5. Split crew to day and night shift after complete rig up CTU equipment.	Personnel participated - Perform on task											
												Rating (by SUPERVISOR)	
		10	9	8	7	6	5	4	3	2			
2. Surface Equipment Rig-up	1. Rig up pumping surface line from SP02 to coil reel and kill port to combi BOP. 2. Rig up N2 line from NCV to CT reel. 3. Spot/arrange flood light, control cabin and tool container electric cable to junction box. 4. Rig up wildem pump, 2" spring hose and air hose from sea deck to main deck. 5. Connect drive shaft pump 6. Re-arrange maindeck	Personnel can / understand how to rig up can - Perform on task.											
												Rating (by SUPERVISOR)	
		10	9	8	7	6	5	4	3	2			
3. Tools / Equipment Preparation	1. Installing air hose from compressor to SP01, BMX01 and wildem pump. 2. Perform EMC1 on SP02, BMX01, Genset, Acomo 007, Control Cabin, NCV 01, BOP, CT reel, CIDF, Injector Head, Jacking Frame and Power Pack for pre job. 3. Perform pressure test on pumping line, coil tubing, wellhead stack up and flowback line. 4. Fuel up all CTU equipment 5. Prepared chemical on top of BMX tank for mixing activity.	Personnel know to rig up / spot equipment - Done - Perform											
												Rating (by Operator)	
		10	9	8	7	6	5	4	3	2			
4. Equipment	4.1 Batch Mixer 1. Visual check for any oil leakage at bmx02 engine and hydraulic line. 2. Doing function test bmo2 agigator and c-pump working properly. 3. Start and run bmx02 for mixing activity. 4. Make sure all butterfly valve open/close correctly and function. 5. Rig up overboard line. 6. Mixing chemical for job.	- Perform by personnel good routine Check on equipment before start job - Perform											
												Rating (by Operator)	
		10	9	8	7	6	5	4	3	2			
		Employee was able to OPERATE the equipment:		Under Supervision			Standalone						

DIMENSION BID

COILED TUBING PERFORMANCE ASSESSMENT FEEDBACK

PART 2: To be completed by Employee and Assessor [WEIGHT: 60%]

Type of Task	Tasks Performed	Assessor Comment																		
	4.2 Pump Unit 1. Function test and make sure all hydraulic hose connected and does not have any leakage(EMC1). 2. Connect fluidwell cable from pump to cabin for data reading and records. 3. Check OPSD functionality. 4. Always monitor pumping pressure while pumping. 5. Always alert on panel control indicator while performing pumping to avoid worse damage to single pump. 6. Priming the pump before start job to avoid lost prime while pumping.	understand / can troubleshoot equipment / know how to control equipment while operation - perform																		
	Rating (by SUPERVISOR) <table border="1"> <tr> <th colspan="3">STRONG</th> <th colspan="3">ADEQUATE</th> <th colspan="3">IMPROVEMENT NEEDED</th> </tr> <tr> <td>10</td><td>9</td><td>8</td> <td>7</td><td>6</td><td>5</td> <td>4</td><td>3</td><td>2</td> </tr> </table>	STRONG			ADEQUATE			IMPROVEMENT NEEDED			10	9	8	7	6	5	4	3	2	
STRONG			ADEQUATE			IMPROVEMENT NEEDED														
10	9	8	7	6	5	4	3	2												
	Employee was able to OPERATE the equipment:	<table border="1"> <tr> <td>Under Supervision</td> <td></td> </tr> <tr> <td>Standalone</td> <td><input checked="" type="checkbox"/></td> </tr> </table>	Under Supervision		Standalone	<input checked="" type="checkbox"/>														
Under Supervision																				
Standalone	<input checked="" type="checkbox"/>																			
	4.3 Nitrogen Pump unit & Nitrogen Tank 1. Rig up 2" HP treating line to ct reel and include bleed off line. 2. Rig up cryogenic hose from n2 tank to inlet and outlet line on NCV. 3. Transfer n2 from supply tank to working tank. 4. Assist n2 operator operat ncv. 5. Assist on the fly n2 in operation. 6. Assist loading ncv and n2 tank. 7. Assist spot ncv at maindeck. 8. Assist troubleshooting and maintenance ncv.	- Good skills & understand how N2 operating - Perform																		
	Rating (by SUPERVISOR) <table border="1"> <tr> <th colspan="3">STRONG</th> <th colspan="3">ADEQUATE</th> <th colspan="3">IMPROVEMENT NEEDED</th> </tr> <tr> <td>10</td><td>9</td><td>8</td> <td>7</td><td>6</td><td>5</td> <td>4</td><td>3</td><td>2</td> </tr> </table>	STRONG			ADEQUATE			IMPROVEMENT NEEDED			10	9	8	7	6	5	4	3	2	
STRONG			ADEQUATE			IMPROVEMENT NEEDED														
10	9	8	7	6	5	4	3	2												
	Employee was able to OPERATE the equipment:	<table border="1"> <tr> <td>Under Supervision</td> <td></td> </tr> <tr> <td>Standalone</td> <td><input checked="" type="checkbox"/></td> </tr> </table>	Under Supervision		Standalone	<input checked="" type="checkbox"/>														
Under Supervision																				
Standalone	<input checked="" type="checkbox"/>																			
	4.4 Power Pack 1. Assist crew rig up hydraulic hose to ct reel, level wind controller, SBOP, COMBI, injector head and side door stripper.	- Done & perform																		
	Rating (by SUPERVISOR) <table border="1"> <tr> <th colspan="3">STRONG</th> <th colspan="3">ADEQUATE</th> <th colspan="3">IMPROVEMENT NEEDED</th> </tr> <tr> <td>10</td><td>9</td><td>8</td> <td>7</td><td>6</td><td>5</td> <td>4</td><td>3</td><td>2</td> </tr> </table>	STRONG			ADEQUATE			IMPROVEMENT NEEDED			10	9	8	7	6	5	4	3	2	
STRONG			ADEQUATE			IMPROVEMENT NEEDED														
10	9	8	7	6	5	4	3	2												
	Employee was able to OPERATE the equipment:	<table border="1"> <tr> <td>Under Supervision</td> <td><input checked="" type="checkbox"/></td> </tr> <tr> <td>Standalone</td> <td></td> </tr> </table>	Under Supervision	<input checked="" type="checkbox"/>	Standalone															
Under Supervision	<input checked="" type="checkbox"/>																			
Standalone																				
	4.5 Control Cabin 1. Assist crew to rig up hydraulic hose and connector to ct reel injector head and bop.	- Done																		
	Rating (by SUPERVISOR) <table border="1"> <tr> <th colspan="3">STRONG</th> <th colspan="3">ADEQUATE</th> <th colspan="3">IMPROVEMENT NEEDED</th> </tr> <tr> <td>10</td><td>9</td><td>8</td> <td>7</td><td>6</td><td>5</td> <td>4</td><td>3</td><td>2</td> </tr> </table>	STRONG			ADEQUATE			IMPROVEMENT NEEDED			10	9	8	7	6	5	4	3	2	
STRONG			ADEQUATE			IMPROVEMENT NEEDED														
10	9	8	7	6	5	4	3	2												
	Employee was able to OPERATE the equipment:	<table border="1"> <tr> <td>Under Supervision</td> <td><input checked="" type="checkbox"/></td> </tr> <tr> <td>Standalone</td> <td></td> </tr> </table>	Under Supervision	<input checked="" type="checkbox"/>	Standalone															
Under Supervision	<input checked="" type="checkbox"/>																			
Standalone																				

DIMENSION BID

COILED TUBING PERFORMANCE ASSESSMENT FEEDBACK

PART 2: To be completed by Employee and Assessor [WEIGHT: 60%]

Type of Task	Tasks Performed	Assessor Comment																		
	4.6 CT Reel 1. Flushing coil with hypo turbine and foam pig. 2. Reset depth counter. 3. Spool in and out. 4. Mixing corrosion inhibitor. 5. Rig up and rig down swivel manifold in drum reel	- Done & perform																		
	Rating (by SUPERVISOR) <table border="1"> <tr> <th colspan="3">STRONG</th> <th colspan="3">ADEQUATE</th> <th colspan="3">IMPROVEMENT NEEDED</th> </tr> <tr> <td>10</td> <td>9</td> <td>8</td> <td>7</td> <td>6</td> <td>5</td> <td>4</td> <td>3</td> <td>2</td> </tr> </table>	STRONG			ADEQUATE			IMPROVEMENT NEEDED			10	9	8	7	6	5	4	3	2	
STRONG			ADEQUATE			IMPROVEMENT NEEDED														
10	9	8	7	6	5	4	3	2												
	Employee was able to OPERATE the equipment:	<table border="1"> <tr> <td>Under Supervision</td> <td><input checked="" type="checkbox"/></td> </tr> <tr> <td>Standalone</td> <td></td> </tr> </table>	Under Supervision	<input checked="" type="checkbox"/>	Standalone															
Under Supervision	<input checked="" type="checkbox"/>																			
Standalone																				
	4.7 Injector Head 1. Assist crew to install injector head on top of jacking frame. 2. Assist crew to install goosneck on top injector head. 3. Assist crew to install auxiliary hose at injector head. 4. Assist crew to stab in coil to injector head. 5. Assist crew install utln and check chain utln. 6. Assist crew open and install gripel blok for washing. 7. Assist crew change oil motor injector. (sae140) 8. Assist crew screw in screw out load sel. 9. Assist crew install goosneck at top injector head.	- Done / understood & perform																		
	Rating (by SUPERVISOR) <table border="1"> <tr> <th colspan="3">STRONG</th> <th colspan="3">ADEQUATE</th> <th colspan="3">IMPROVEMENT NEEDED</th> </tr> <tr> <td>10</td> <td>9</td> <td>8</td> <td>7</td> <td>6</td> <td>5</td> <td>4</td> <td>3</td> <td>2</td> </tr> </table>	STRONG			ADEQUATE			IMPROVEMENT NEEDED			10	9	8	7	6	5	4	3	2	
STRONG			ADEQUATE			IMPROVEMENT NEEDED														
10	9	8	7	6	5	4	3	2												
	Employee was able to OPERATE the equipment:	<table border="1"> <tr> <td>Under Supervision</td> <td><input checked="" type="checkbox"/></td> </tr> <tr> <td>Standalone</td> <td></td> </tr> </table>	Under Supervision	<input checked="" type="checkbox"/>	Standalone															
Under Supervision	<input checked="" type="checkbox"/>																			
Standalone																				
	4.8 Pressure Control Equipment 1. Assist crew to connect all hydraulic hose from control cabin to sbop and combi. 2. Rig up on well B-3. 3. Install stripper at injector head. 4. Assist crew replace rubber stripper. 5. Assist crew open ram blind shear, pipe slip for check and washing. 6. Rig up kill line at floor t.	- Done & perform																		
	Rating (by SUPERVISOR) <table border="1"> <tr> <th colspan="3">STRONG</th> <th colspan="3">ADEQUATE</th> <th colspan="3">IMPROVEMENT NEEDED</th> </tr> <tr> <td>10</td> <td>9</td> <td>8</td> <td>7</td> <td>6</td> <td>5</td> <td>4</td> <td>3</td> <td>2</td> </tr> </table>	STRONG			ADEQUATE			IMPROVEMENT NEEDED			10	9	8	7	6	5	4	3	2	
STRONG			ADEQUATE			IMPROVEMENT NEEDED														
10	9	8	7	6	5	4	3	2												
	Employee was able to OPERATE the equipment:	<table border="1"> <tr> <td>Under Supervision</td> <td><input checked="" type="checkbox"/></td> </tr> <tr> <td>Standalone</td> <td></td> </tr> </table>	Under Supervision	<input checked="" type="checkbox"/>	Standalone															
Under Supervision	<input checked="" type="checkbox"/>																			
Standalone																				
	4.9 Basic BHA Components 1. Assist supervisor to make up connector and BHA.	- Done (improve more for downhole tools basic operation) for knowledge																		
	Rating (by SUPERVISOR) <table border="1"> <tr> <th colspan="3">STRONG</th> <th colspan="3">ADEQUATE</th> <th colspan="3">IMPROVEMENT NEEDED</th> </tr> <tr> <td>10</td> <td>9</td> <td>8</td> <td>7</td> <td>6</td> <td>5</td> <td>4</td> <td>3</td> <td>2</td> </tr> </table>	STRONG			ADEQUATE			IMPROVEMENT NEEDED			10	9	8	7	6	5	4	3	2	
STRONG			ADEQUATE			IMPROVEMENT NEEDED														
10	9	8	7	6	5	4	3	2												
	Employee was able to OPERATE the tools:	<table border="1"> <tr> <td>Under Supervision</td> <td><input checked="" type="checkbox"/></td> </tr> <tr> <td>Standalone</td> <td></td> </tr> </table>	Under Supervision	<input checked="" type="checkbox"/>	Standalone															
Under Supervision	<input checked="" type="checkbox"/>																			
Standalone																				

DIMENSION BID

COILED TUBING PERFORMANCE ASSESSMENT FEEDBACK

PART 2: To be completed by Employee and Assessor [WEIGHT: 60%]

Type of Task	Tasks Performed						Assessor Comment		
5. Job Supervision (if applicable) <i>Please complete this section if you perform any supervisory role during operation</i>									
Rating (by SUPERVISOR)	STRONG			ADEQUATE			IMPROVEMENT NEEDED		
	10	9	8	7	6	5	4	3	2
Please ✓ accordingly to confirm the role of the employee during operation							Full Supervisor 2nd / Night Supervisor		

DIMENSION BID

COILED TUBING PERFORMANCE ASSESSMENT FEEDBACK

PART 3: To be completed by Employee and Assessor

DATE	Assignment/Summary Job/Duration	Supervisor's Feedback (Please indicate if employee is able to execute the job <u>UNDER SUPERVISION</u> or <u>STANDALONE</u>)
20-Okt-23	<p>CTU perform scale clean out and acid wash well C24L.</p> <ol style="list-style-type: none"> 1. Sand clean out until end out tubing and acid wash for E 6/7 (2023M - 2065M). 2. Perform injectivity test after complete sand clean out and record result injectivity test. 3. Run in hole to target depth and perform acidizing treatment. 4. After complete acidizing treatment soak 2 hours. 5. After soak 2 hours pumping displacement fluid post flush and tsw (spot post flush at penetration design). 6. After all complete perform injectivity test and record result. 	<p>- Perform SCO Job Completed. - Done.</p>

Please tick (✓) category of services performed:

Standard Services:

- Wellbore Cleanout
- CT Cementing
- Nitrogen Operations
- Pumping Services

Advanced Services

- CT Fishing
- CT Milling
- CT Logging
- CT Perforation

DIMENSION BID

Equipment Maintenance Checklist 1		PRE JOB	LOCATION	ON JOB	LOCATION	POST JOB	LOCATION																																																																																																																																																																																																																																																																											
				/	Dulang B																																																																																																																																																																																																																																																																													
Equipment type : Single Pump Unit Location Mob/Demob : Dulang 11/10/20 Equipment number : P0935 / PP / 100				Running Hours : 184 H Date : 30/8/2024																																																																																																																																																																																																																																																																														
<table border="1" style="width:100%; border-collapse: collapse;"> <thead> <tr> <th>Y</th> <th>N</th> <th>Checklist</th> </tr> </thead> <tbody> <tr> <td colspan="3">Appearance & Safety Equipment:</td> </tr> <tr><td>/</td><td></td><td>Ensure unit appearance good and clean</td></tr> <tr><td>/</td><td></td><td>Verify that all earth/ground cables are in place, well connected</td></tr> <tr><td>/</td><td></td><td>Skid condition - visually check for any damage</td></tr> <tr><td>/</td><td></td><td>Fire extinguisher is present and certified</td></tr> <tr> <td colspan="3">Cooling System:</td> </tr> <tr><td>/</td><td></td><td>Coolant level & condition</td></tr> <tr><td>/</td><td></td><td>Check visible leaks</td></tr> <tr><td>/</td><td></td><td>Radiator hose & clamp condition</td></tr> <tr><td>/</td><td></td><td>Perform visual and physical check on radiator fin</td></tr> <tr> <td colspan="3">Engine:</td> </tr> <tr><td>/</td><td></td><td>Check engine oil level (SAE 15w-40) not be milty or too dark</td></tr> <tr><td>/</td><td></td><td>Check any general leaks on all filter, hoses, and connectors.</td></tr> <tr><td>/</td><td></td><td>Check fan, hub, fanbelt condition/tension</td></tr> <tr><td>/</td><td></td><td>Check condition of engine hoses</td></tr> <tr><td>/</td><td></td><td>Check for rusted part- repair/repaint if required</td></tr> <tr><td>/</td><td></td><td>Check the crankcase vent system for excessive blow by</td></tr> <tr><td>/</td><td></td><td>Check engine mounting condition - tight any loose bolt</td></tr> <tr> <td colspan="3">Controls / Instrumentation:</td> </tr> <tr><td>/</td><td></td><td>Normal kill and emergency kill tested</td></tr> <tr><td>/</td><td></td><td>Check converter lock-up (if applicable)</td></tr> <tr><td>/</td><td></td><td>Check all gauges are in good condition and working</td></tr> <tr><td>/</td><td></td><td>Check (Rate+RPM) and (Pressure+OPS) condition</td></tr> <tr><td>/</td><td></td><td>Throttle control in good condition</td></tr> <tr><td>/</td><td></td><td>OPSD tested</td></tr> <tr> <td colspan="3">Exhaust System:</td> </tr> <tr><td>/</td><td></td><td>Pipework - check for any leak or damage</td></tr> <tr><td>/</td><td></td><td>Condition/Operation of exhaust flapper</td></tr> <tr><td>/</td><td></td><td>Condition of exhaust wrap are in place and in good condition</td></tr> <tr> <td colspan="3">Transmission, PTO & Drivelines:</td> </tr> <tr><td>/</td><td></td><td>Sight glass/dipstick shows in full (SAE 90)</td></tr> <tr><td>/</td><td></td><td>Start & idle engine (5- Min) recheck oil level</td></tr> <tr><td>/</td><td></td><td>Listen for excessive noise at PTO</td></tr> <tr><td>/</td><td></td><td>Condition of transmission hoses & fittings</td></tr> <tr><td>/</td><td></td><td>Grease U-joint & propeller shaft</td></tr> <tr> <td colspan="3">Hydraulic System:</td> </tr> <tr><td>/</td><td></td><td>Check hyd. hoses/valve/connections undamage and clean</td></tr> <tr><td>/</td><td></td><td>Hyd.tank - drain any water</td></tr> <tr><td>/</td><td></td><td>Check hydraulic oil level (2" from top) (Tellus 46)</td></tr> <tr><td>/</td><td></td><td>Check hydraulic gauges</td></tr> <tr><td>/</td><td></td><td>Check condition of fittings & couplings</td></tr> <tr> <td colspan="3">Fuel System:</td> </tr> <tr><td>/</td><td></td><td>Check for any water contamination in the fuel filter sight bowl</td></tr> <tr><td>/</td><td></td><td>Check fuel tank breather cap condition</td></tr> <tr><td>/</td><td></td><td>Check for leaks on fuel lines, connections, and hoses</td></tr> <tr><td>/</td><td></td><td>Fuel filter - check condition</td></tr> <tr><td>/</td><td></td><td>Fill up the diesel tank to 90%</td></tr> <tr><td>/</td><td></td><td>Drain 1 litre fuel from drain valve</td></tr> </tbody> </table>	Y	N	Checklist	Appearance & Safety Equipment:			/		Ensure unit appearance good and clean	/		Verify that all earth/ground cables are in place, well connected	/		Skid condition - visually check for any damage	/		Fire extinguisher is present and certified	Cooling System:			/		Coolant level & condition	/		Check visible leaks	/		Radiator hose & clamp condition	/		Perform visual and physical check on radiator fin	Engine:			/		Check engine oil level (SAE 15w-40) not be milty or too dark	/		Check any general leaks on all filter, hoses, and connectors.	/		Check fan, hub, fanbelt condition/tension	/		Check condition of engine hoses	/		Check for rusted part- repair/repaint if required	/		Check the crankcase vent system for excessive blow by	/		Check engine mounting condition - tight any loose bolt	Controls / Instrumentation:			/		Normal kill and emergency kill tested	/		Check converter lock-up (if applicable)	/		Check all gauges are in good condition and working	/		Check (Rate+RPM) and (Pressure+OPS) condition	/		Throttle control in good condition	/		OPSD tested	Exhaust System:			/		Pipework - check for any leak or damage	/		Condition/Operation of exhaust flapper	/		Condition of exhaust wrap are in place and in good condition	Transmission, PTO & Drivelines:			/		Sight glass/dipstick shows in full (SAE 90)	/		Start & idle engine (5- Min) recheck oil level	/		Listen for excessive noise at PTO	/		Condition of transmission hoses & fittings	/		Grease U-joint & propeller shaft	Hydraulic System:			/		Check hyd. hoses/valve/connections undamage and clean	/		Hyd.tank - drain any water	/		Check hydraulic oil level (2" from top) (Tellus 46)	/		Check hydraulic gauges	/		Check condition of fittings & couplings	Fuel System:			/		Check for any water contamination in the fuel filter sight bowl	/		Check fuel tank breather cap condition	/		Check for leaks on fuel lines, connections, and hoses	/		Fuel filter - check condition	/		Fill up the diesel tank to 90%	/		Drain 1 litre fuel from drain valve	<table border="1" style="width:100%; border-collapse: collapse;"> <thead> <tr> <th>Y</th> <th>N</th> <th>Checklist</th> </tr> </thead> <tbody> <tr> <td colspan="3">Air System:</td> </tr> <tr><td>/</td><td></td><td>Check visible leaks</td></tr> <tr><td>/</td><td></td><td>Gauges in good condition</td></tr> <tr><td>/</td><td></td><td>Air reservoir /tanks - drain any water until that are clean</td></tr> <tr><td>/</td><td></td><td>Air hose connections, piping, valves and actuators condition</td></tr> <tr><td>/</td><td></td><td>All pneumatic control valve working properly</td></tr> <tr> <td colspan="3">Air Cleaner:</td> </tr> <tr><td>/</td><td></td><td>Check the element for water or soot and clean as required</td></tr> <tr> <td colspan="3">Electronic Recording & Monitoring Devices:</td> </tr> <tr><td>/</td><td></td><td>Check all sensors condition</td></tr> <tr><td>/</td><td></td><td>Check pump controls, rate and pressure devices.</td></tr> <tr><td>/</td><td></td><td>Cables/connectors condition</td></tr> <tr><td>/</td><td></td><td>Acquisition - check communication with software/hardware (if applicable)</td></tr> <tr> <td colspan="3">Zone II System:</td> </tr> <tr><td>/</td><td></td><td>Flame traps - check cleanliness</td></tr> <tr><td>/</td><td></td><td>Air intake valve (flapper) - check condition</td></tr> <tr><td>/</td><td></td><td>Spark arrestor - check condition</td></tr> <tr> <td colspan="3">Power End & Chain Case:</td> </tr> <tr><td>/</td><td></td><td>Check power end oil level & condition (SAE90)</td></tr> <tr><td>/</td><td></td><td>Check chaincase oil level / Leaks (SAE40)</td></tr> <tr><td>/</td><td></td><td>Grease chaincase bearing</td></tr> <tr><td>/</td><td></td><td>Check hoses conditions for any leak</td></tr> <tr><td>/</td><td></td><td>Check condition of breather</td></tr> <tr> <td colspan="3">Fluid End:</td> </tr> <tr><td>/</td><td></td><td>Check plungers condition. Plungers tight to pony rod.</td></tr> <tr><td>/</td><td></td><td>Pressure sensor in place</td></tr> <tr><td>/</td><td></td><td>Check plungers lubrication</td></tr> <tr><td>/</td><td></td><td>Check lubrication (packing tank oil level)</td></tr> <tr> <td colspan="3">C-Pump & Piping:</td> </tr> <tr><td>/</td><td></td><td>Check C-Pump operation and record shut in pressure (>25 psi)</td></tr> <tr><td>/</td><td></td><td>Grease butterfly valve</td></tr> <tr><td>/</td><td></td><td>Check piping conditions and remove any dirt</td></tr> <tr> <td colspan="3">System Pressure:</td> </tr> <tr><td>/</td><td></td><td>Fuel pressure @ idle speed psi</td></tr> <tr><td>/</td><td></td><td>Fuel pressure @ 1800 RPM psi</td></tr> <tr><td>/</td><td></td><td>Oil pressure @ cold start 150 psi LAB</td></tr> <tr><td>/</td><td></td><td>Oil pressure @ 180deg F 150 psi 60</td></tr> <tr> <td colspan="3">Certifications:</td> </tr> <tr><td>/</td><td></td><td>Sling condition/ Due on 11/24 11/24</td></tr> <tr><td>/</td><td></td><td>MPI due</td></tr> <tr><td>/</td><td></td><td>Visual Test due 11/24 11/24</td></tr> </tbody> </table>	Y	N	Checklist	Air System:			/		Check visible leaks	/		Gauges in good condition	/		Air reservoir /tanks - drain any water until that are clean	/		Air hose connections, piping, valves and actuators condition	/		All pneumatic control valve working properly	Air Cleaner:			/		Check the element for water or soot and clean as required	Electronic Recording & Monitoring Devices:			/		Check all sensors condition	/		Check pump controls, rate and pressure devices.	/		Cables/connectors condition	/		Acquisition - check communication with software/hardware (if applicable)	Zone II System:			/		Flame traps - check cleanliness	/		Air intake valve (flapper) - check condition	/		Spark arrestor - check condition	Power End & Chain Case:			/		Check power end oil level & condition (SAE90)	/		Check chaincase oil level / Leaks (SAE40)	/		Grease chaincase bearing	/		Check hoses conditions for any leak	/		Check condition of breather	Fluid End:			/		Check plungers condition. Plungers tight to pony rod.	/		Pressure sensor in place	/		Check plungers lubrication	/		Check lubrication (packing tank oil level)	C-Pump & Piping:			/		Check C-Pump operation and record shut in pressure (>25 psi)	/		Grease butterfly valve	/		Check piping conditions and remove any dirt	System Pressure:			/		Fuel pressure @ idle speed psi	/		Fuel pressure @ 1800 RPM psi	/		Oil pressure @ cold start 150 psi LAB	/		Oil pressure @ 180deg F 150 psi 60	Certifications:			/		Sling condition/ Due on 11/24 11/24	/		MPI due	/		Visual Test due 11/24 11/24
Y	N	Checklist																																																																																																																																																																																																																																																																																
Appearance & Safety Equipment:																																																																																																																																																																																																																																																																																		
/		Ensure unit appearance good and clean																																																																																																																																																																																																																																																																																
/		Verify that all earth/ground cables are in place, well connected																																																																																																																																																																																																																																																																																
/		Skid condition - visually check for any damage																																																																																																																																																																																																																																																																																
/		Fire extinguisher is present and certified																																																																																																																																																																																																																																																																																
Cooling System:																																																																																																																																																																																																																																																																																		
/		Coolant level & condition																																																																																																																																																																																																																																																																																
/		Check visible leaks																																																																																																																																																																																																																																																																																
/		Radiator hose & clamp condition																																																																																																																																																																																																																																																																																
/		Perform visual and physical check on radiator fin																																																																																																																																																																																																																																																																																
Engine:																																																																																																																																																																																																																																																																																		
/		Check engine oil level (SAE 15w-40) not be milty or too dark																																																																																																																																																																																																																																																																																
/		Check any general leaks on all filter, hoses, and connectors.																																																																																																																																																																																																																																																																																
/		Check fan, hub, fanbelt condition/tension																																																																																																																																																																																																																																																																																
/		Check condition of engine hoses																																																																																																																																																																																																																																																																																
/		Check for rusted part- repair/repaint if required																																																																																																																																																																																																																																																																																
/		Check the crankcase vent system for excessive blow by																																																																																																																																																																																																																																																																																
/		Check engine mounting condition - tight any loose bolt																																																																																																																																																																																																																																																																																
Controls / Instrumentation:																																																																																																																																																																																																																																																																																		
/		Normal kill and emergency kill tested																																																																																																																																																																																																																																																																																
/		Check converter lock-up (if applicable)																																																																																																																																																																																																																																																																																
/		Check all gauges are in good condition and working																																																																																																																																																																																																																																																																																
/		Check (Rate+RPM) and (Pressure+OPS) condition																																																																																																																																																																																																																																																																																
/		Throttle control in good condition																																																																																																																																																																																																																																																																																
/		OPSD tested																																																																																																																																																																																																																																																																																
Exhaust System:																																																																																																																																																																																																																																																																																		
/		Pipework - check for any leak or damage																																																																																																																																																																																																																																																																																
/		Condition/Operation of exhaust flapper																																																																																																																																																																																																																																																																																
/		Condition of exhaust wrap are in place and in good condition																																																																																																																																																																																																																																																																																
Transmission, PTO & Drivelines:																																																																																																																																																																																																																																																																																		
/		Sight glass/dipstick shows in full (SAE 90)																																																																																																																																																																																																																																																																																
/		Start & idle engine (5- Min) recheck oil level																																																																																																																																																																																																																																																																																
/		Listen for excessive noise at PTO																																																																																																																																																																																																																																																																																
/		Condition of transmission hoses & fittings																																																																																																																																																																																																																																																																																
/		Grease U-joint & propeller shaft																																																																																																																																																																																																																																																																																
Hydraulic System:																																																																																																																																																																																																																																																																																		
/		Check hyd. hoses/valve/connections undamage and clean																																																																																																																																																																																																																																																																																
/		Hyd.tank - drain any water																																																																																																																																																																																																																																																																																
/		Check hydraulic oil level (2" from top) (Tellus 46)																																																																																																																																																																																																																																																																																
/		Check hydraulic gauges																																																																																																																																																																																																																																																																																
/		Check condition of fittings & couplings																																																																																																																																																																																																																																																																																
Fuel System:																																																																																																																																																																																																																																																																																		
/		Check for any water contamination in the fuel filter sight bowl																																																																																																																																																																																																																																																																																
/		Check fuel tank breather cap condition																																																																																																																																																																																																																																																																																
/		Check for leaks on fuel lines, connections, and hoses																																																																																																																																																																																																																																																																																
/		Fuel filter - check condition																																																																																																																																																																																																																																																																																
/		Fill up the diesel tank to 90%																																																																																																																																																																																																																																																																																
/		Drain 1 litre fuel from drain valve																																																																																																																																																																																																																																																																																
Y	N	Checklist																																																																																																																																																																																																																																																																																
Air System:																																																																																																																																																																																																																																																																																		
/		Check visible leaks																																																																																																																																																																																																																																																																																
/		Gauges in good condition																																																																																																																																																																																																																																																																																
/		Air reservoir /tanks - drain any water until that are clean																																																																																																																																																																																																																																																																																
/		Air hose connections, piping, valves and actuators condition																																																																																																																																																																																																																																																																																
/		All pneumatic control valve working properly																																																																																																																																																																																																																																																																																
Air Cleaner:																																																																																																																																																																																																																																																																																		
/		Check the element for water or soot and clean as required																																																																																																																																																																																																																																																																																
Electronic Recording & Monitoring Devices:																																																																																																																																																																																																																																																																																		
/		Check all sensors condition																																																																																																																																																																																																																																																																																
/		Check pump controls, rate and pressure devices.																																																																																																																																																																																																																																																																																
/		Cables/connectors condition																																																																																																																																																																																																																																																																																
/		Acquisition - check communication with software/hardware (if applicable)																																																																																																																																																																																																																																																																																
Zone II System:																																																																																																																																																																																																																																																																																		
/		Flame traps - check cleanliness																																																																																																																																																																																																																																																																																
/		Air intake valve (flapper) - check condition																																																																																																																																																																																																																																																																																
/		Spark arrestor - check condition																																																																																																																																																																																																																																																																																
Power End & Chain Case:																																																																																																																																																																																																																																																																																		
/		Check power end oil level & condition (SAE90)																																																																																																																																																																																																																																																																																
/		Check chaincase oil level / Leaks (SAE40)																																																																																																																																																																																																																																																																																
/		Grease chaincase bearing																																																																																																																																																																																																																																																																																
/		Check hoses conditions for any leak																																																																																																																																																																																																																																																																																
/		Check condition of breather																																																																																																																																																																																																																																																																																
Fluid End:																																																																																																																																																																																																																																																																																		
/		Check plungers condition. Plungers tight to pony rod.																																																																																																																																																																																																																																																																																
/		Pressure sensor in place																																																																																																																																																																																																																																																																																
/		Check plungers lubrication																																																																																																																																																																																																																																																																																
/		Check lubrication (packing tank oil level)																																																																																																																																																																																																																																																																																
C-Pump & Piping:																																																																																																																																																																																																																																																																																		
/		Check C-Pump operation and record shut in pressure (>25 psi)																																																																																																																																																																																																																																																																																
/		Grease butterfly valve																																																																																																																																																																																																																																																																																
/		Check piping conditions and remove any dirt																																																																																																																																																																																																																																																																																
System Pressure:																																																																																																																																																																																																																																																																																		
/		Fuel pressure @ idle speed psi																																																																																																																																																																																																																																																																																
/		Fuel pressure @ 1800 RPM psi																																																																																																																																																																																																																																																																																
/		Oil pressure @ cold start 150 psi LAB																																																																																																																																																																																																																																																																																
/		Oil pressure @ 180deg F 150 psi 60																																																																																																																																																																																																																																																																																
Certifications:																																																																																																																																																																																																																																																																																		
/		Sling condition/ Due on 11/24 11/24																																																																																																																																																																																																																																																																																
/		MPI due																																																																																																																																																																																																																																																																																
/		Visual Test due 11/24 11/24																																																																																																																																																																																																																																																																																
Please state the equipment readiness																																																																																																																																																																																																																																																																																		
Ready				Not Ready																																																																																																																																																																																																																																																																														
Ready For Job																																																																																																																																																																																																																																																																																		
Maintenance type done. (Please state if any spare used)																																																																																																																																																																																																																																																																																		
Preventive Maintenance				Corrective Maintenance																																																																																																																																																																																																																																																																														
NAME	POSITION	EXAMINER SIGNATURE	VERIFIED BY																																																																																																																																																																																																																																																																															
M. ALIFE	EO 2																																																																																																																																																																																																																																																																																	