

JFE LEARNING MODULE


DIMENSION BID

TASKSHEET 14 - Explosive Services


OBJECTIVES

Upon completion this task you should be able to:

THEORY

1	Define Explosives, its types and the placard.	
2	Define the following terms: High Explosives, Low Explosives, Primary High Explosives and Secondary Low Explosives.	
3	Describe the components, construction and detonation sequence of a perforation system	
4	Explain conventional and RF Safe detonator	
5	Explain on the DB's available perforating services	
6	Explain the various components of a gun	
7	Explain the main differences between an exposed gun and casing gun	
8	Explain what types of explosives are used in the following oilfield accessories: detonators, shaped charges, primacord and boosters.	MOHD ISMADY Head of PEXS
9	Explain point of consideration when doing perforation operation	
10	Demonstrate basic knowledge of explosive usage	
11	Identify all safety device required for explosive operation, their function and proper uses.	
12	Describe the rules regarding transportation of explosives in box and transport vehicles	
13	Describe the loading shop rules regarding equipment, procedure and techniques.	
14	Describe the rules regarding transportation of explosives in box and transport vehicles	


Grade: 90%

Supervisor
Signature: 

PRACTICAL

1	Perform service of perforating accessories.	DONE
2	Describe the proper procedure of identifying and handling trapped pressure in guns or tools	DONE
3	Read and understand all required well site procedure listed on the explosives-field safety placard.	DONE
4	Pass written assessment for Module 14. Total Marks =	DONE


Grade: 90%

Supervisor
Signature: 

MOHD ISMADY BIN ISMAIL
Head of PEXS

COMMENTS BY SUPERVISOR

Certified for Explosives Level 1. Will qualified for Explosives Level 2 after field job

Name:	IKRAM MUSLIM	Signature:		Date:	25/08/22
Manager's Name:		Manager Signature:		Date:	