


SLICKLINE ASSISTANT WORKBOOK

IMPORTANT NOTE:

1. Your point of reference to complete this workbook may be obtained from the following
 - Training Manual and any other training materials provided together with this workbook
 - Your Trainer, Assessor (Slickline Operator), Verifier (FSM) or senior colleagues
 - SOP / Quality Procedures & Processors
2. The completion of this Workbook is a joint effort and responsibility between you and your assessor therefore you have the obligation to request from your assessor to be assessed upon your completion of each topic
3. The completion of this Workbook is part of the MANDATORY requirements which you must fulfill to qualify for a promotion
4. Your training program is mostly self-driven, including this Workbook. It requires individual initiatives, dedication and commitment to complete the process.

NAME	MOHAMAD AIKHAL AIMAN BIN MAT YUNUS	
DATE OF JOIN	11.11.2024	 GAZALI MEHRY Operation Manager Dimension Bid (M) Sdn Bhd Labuan Warehouse Slickline Services
CONTACT NO.	011 2523 4561	
RECEIVED DATE	11.1.2025	
DATE COMPLETED	3.3.2025	

8/3/25

D. Rig up Wireline Surface Equipment


a. List out all surface equipment (Surface and Pressure Gauge)

1. Stuffing box	✓
2. Lubricator	✓
3. Crossover	✓
4. Quick test sub (QTS)	✓
5. Blow Out Preventor (BOP)	✓
6. Ball Valve	✓
7. Single Well Control Panel (SWCP)	✓
8. Power Pack	✓
9. Hay Pully	✓
10. Reel Skid Unit (RSU)	✓
11. Wireline Mast	✓
12. Air Compressor	✓
13. Generator Set	✓

b. Describe how to connect lubricator section

i) Horizontal

Lay down a lubricator on a dolly trolley and connect three 8ft lubricators with a stuffing box on the top. Apply a lifting clamp and assemble sections for wireline work, with the smallest internal diameter at the top and the largest at the bottom. Hand-tighten all quick unions to ensure proper assembly.



GAZALI MEHRY
 Operation Manager
 Dimension Bid (M) Sdn Bhd
 Labuan Warehouse
 Slickline Services

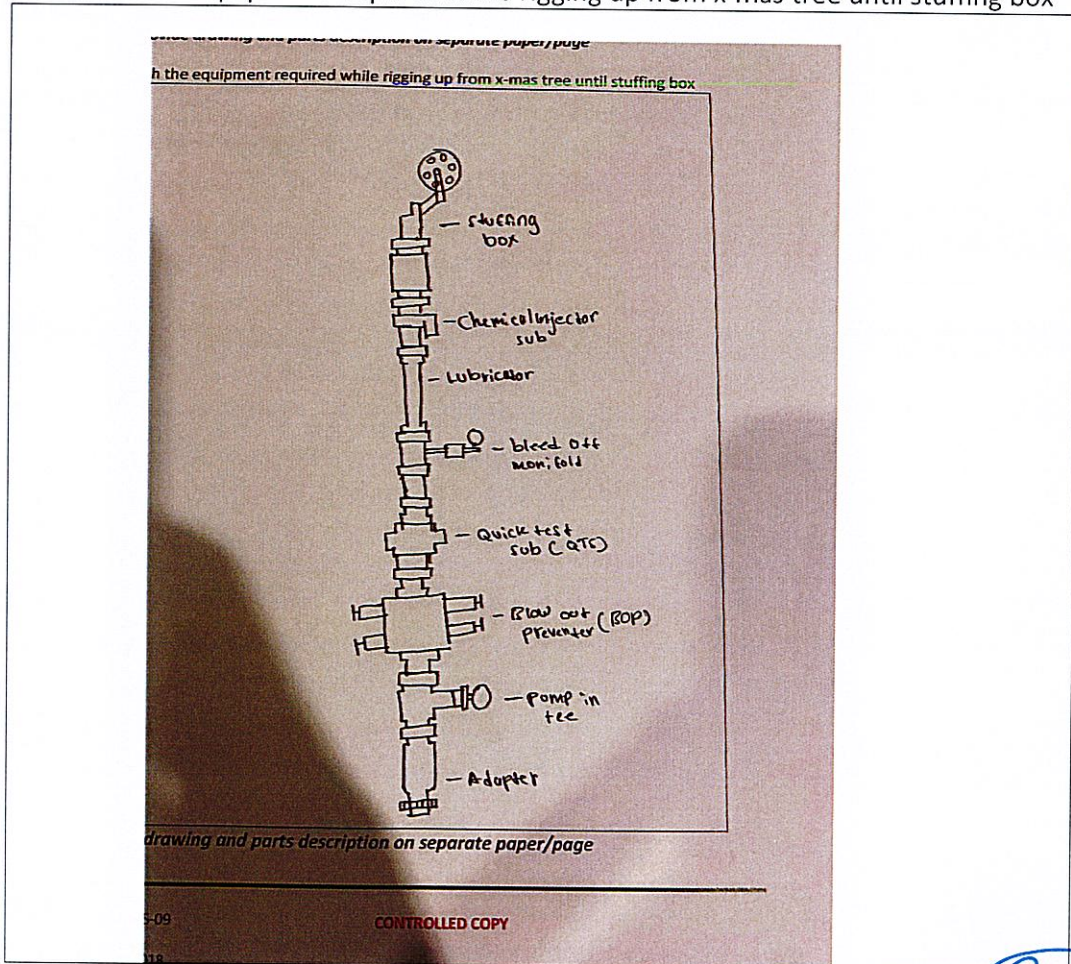
6/3/25

ii) Vertical

Attach the adapter or lubricator riser, as appropriate, to the tree cap connector. Attaching the chain block to the other end of the rope that the assistant is holding on the gin pole is the responsibility of the wireline assistance on the wireline deck. Attach the chain block's lifting hook firmly to the lubricator lifting clamp. Pulling the chain on the chain block will raise the lubricator to the necessary height for stabbing onto the adapter or Christmas tree.

Note: Provide drawing and parts description on separate paper/page

c. Sketch the equipment required while rigging up from x-mas tree until stuffing box



Note: Provide drawing and parts description on separate paper/page

[Signature]
GAZALI MERRY
Operation Manager
Dimension Bid (M) Sdn Bhd
Labuan Warehouse
Sickline Services
8/3/25



d. What should weight indicator attached with?

Load cell and hook pulley

e. What is the meaning of rigging up and rigging down?

Rig up: prepare all equipment for operation.
Rig down: disassemble equipment ready for de-mob.

f. What is power pack hose size used at Dimension Bid?

1" for supply and 1 1/2 " for return.

g. What are the safety precautions required upon completed hook up hydraulic hose to RSU

Ensure that all hose are connected properly and lock ring is lock in place.
Then make sure no leaking.

h. List out the safety precaution while rigging up and rigging down

Rig Up
- Secure Loose Items, Wear PPE, Proper Lifting Techniques, Clear Communication, Check Connections
Rig Down
- Depressurized Equipment, Proper Handling of Tools, Secure Equipment, Wear PPE, Proper Lifting Method

GAZALI M...
Operation Manager
Dimension Bid (M) S... and
Labuan Warehouse
Slickline Services

6/23/25



Note: Provide drawing and parts description on separate paper/page