


# SLICKLINE ASSISTANT WORKBOOK

**IMPORTANT NOTE:**

1. Your point of reference to complete this workbook may be obtained from the following
  - Training Manual and any other training materials provided together with this workbook
  - Your Trainer, Assessor (Slickline Operator), Verifier (FSM) or senior colleagues
  - SOP / Quality Procedures & Processors
2. The completion of this Workbook is a joint effort and responsibility between you and your assessor therefore you have the obligation to request from your assessor to be assessed upon your completion of each topic
3. The completion of this Workbook is part of the MANDATORY requirements which you must fulfill to qualify for a promotion
4. Your training program is mostly self-driven, including this Workbook. It requires individual initiatives, dedication and commitment to complete the process.

NAME	MUHD NUR SELAMAT BIN TAMRIL
DATE OF JOIN	11/11/2024
CONTACT NO.	0109371028
RECEIVED DATE	11/11/2025
DATE COMPLETED	3/3/2025

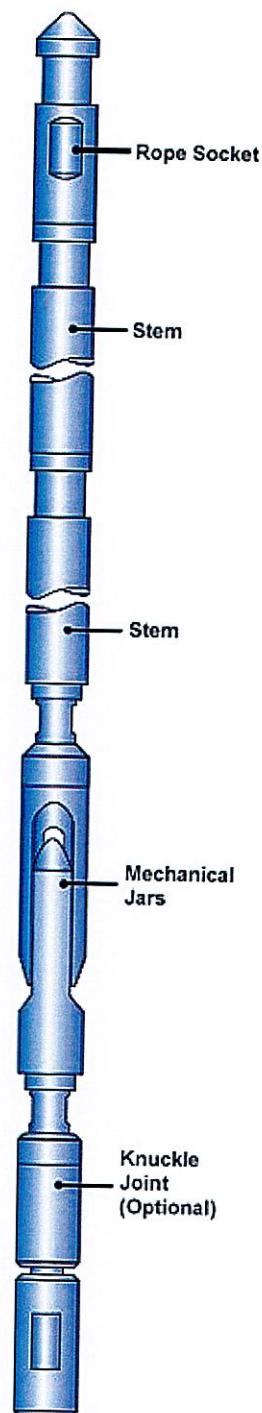
  
**GAZALI MEHRY**  
 Operation Manager  
 Dimension Bid (M) Sdn Bhd  
 Labuan Warehouse  
 Slickline Services


4/3/25

### C. DOWNHOLE EQUIPMENT

- List out all basic running and pulling tools

No.	Items
1	'RB' PULLING TOOL ✓
2	'RS' PULLING TOOL ✓
3	'SB' PULLING TOOL ✓
4	'SS' PULLING TOOL ✓
5	'SSJ' PULLING TOOL ✓
6	'JUC' LONG CORE,SHORT REACH ✓
7	'JUL' SHORT CORE,LONG REACH ✓
8	'JDC' LONG CORE.SHORT REACH ✓
9	'JDS' SHORT CORE,LONG REACH ✓
10	'GS' SHEAR DOWN ✓
11	'GSL' EXTENDED CORE NOSE ✓
12	'GS'+ 'GU'='GR' SHEAR UP TOOL ✓
13	'PCE'HD,PULLING TOOL ✓
14	'X'RUNNING TOOL ✓
15	'R'RUNNING TOOL ✓
16	'QXD' RUNNING TOOL ✓
17	'QXT'RUNNING TOOL ✓
18	'JK-1' RUNNING TOOL ✓
19	'GA-2' RUNNING TOOL ✓
20	

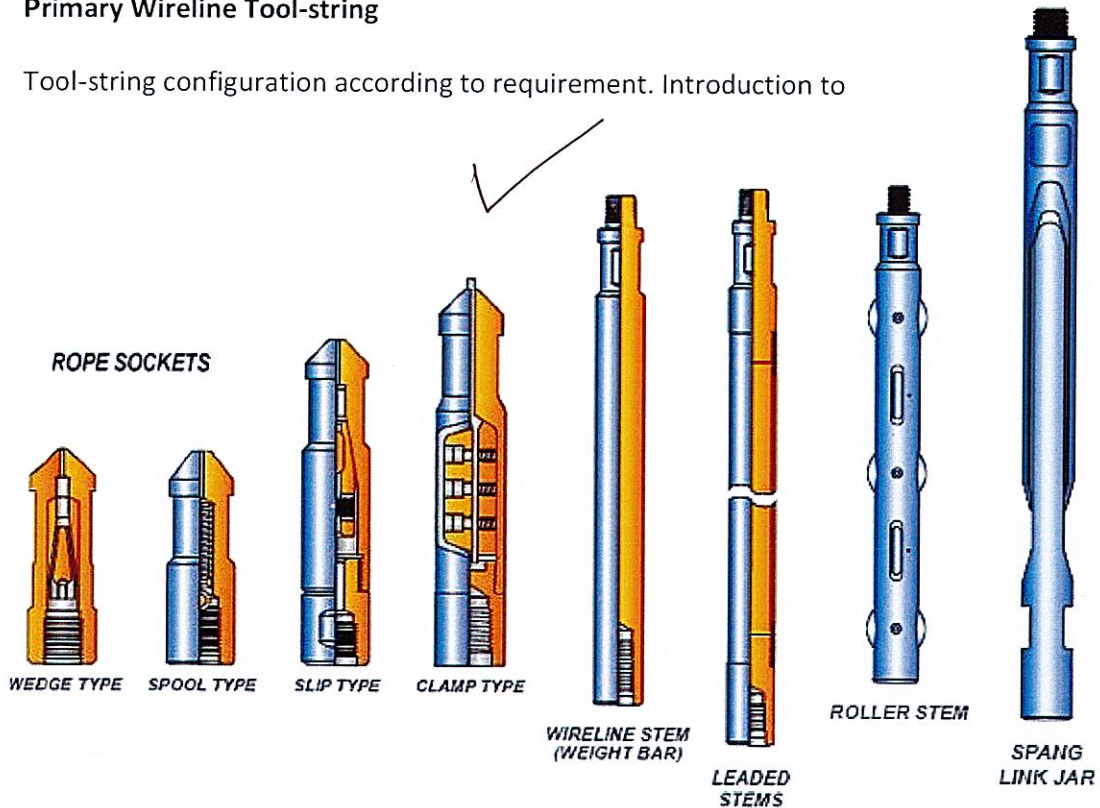


  
**GAZALI MEHRY**  
 Operation Manager  
 Dimension Bid (M) Sdn Bhd  
 Labuan Warehouse  
 Slickline Services  
 4/3/25



**Primary Wireline Tool-string**

Tool-string configuration according to requirement. Introduction to



a) rope sockets

- the uppermost component in a slickline tool string and forms an essential link between the tool string and the wire.

b) stem lead

- Lead-filled stem (No heavy jarring action). Provide greater mass required in wireline operations.

  
**GAZALI MEHRY**  
Operation Manager  
Dimension Bid (M) Sdn Bhd  
Labuan Warehouse  
Slickline Services

4/3/25



c) tungsten stem

- Higher density of heavy weight stem. Used instead of conventional stems to provide kinetic energy to assist upward and downward jarring impact in higher pressure applications ✓

d) roller stem

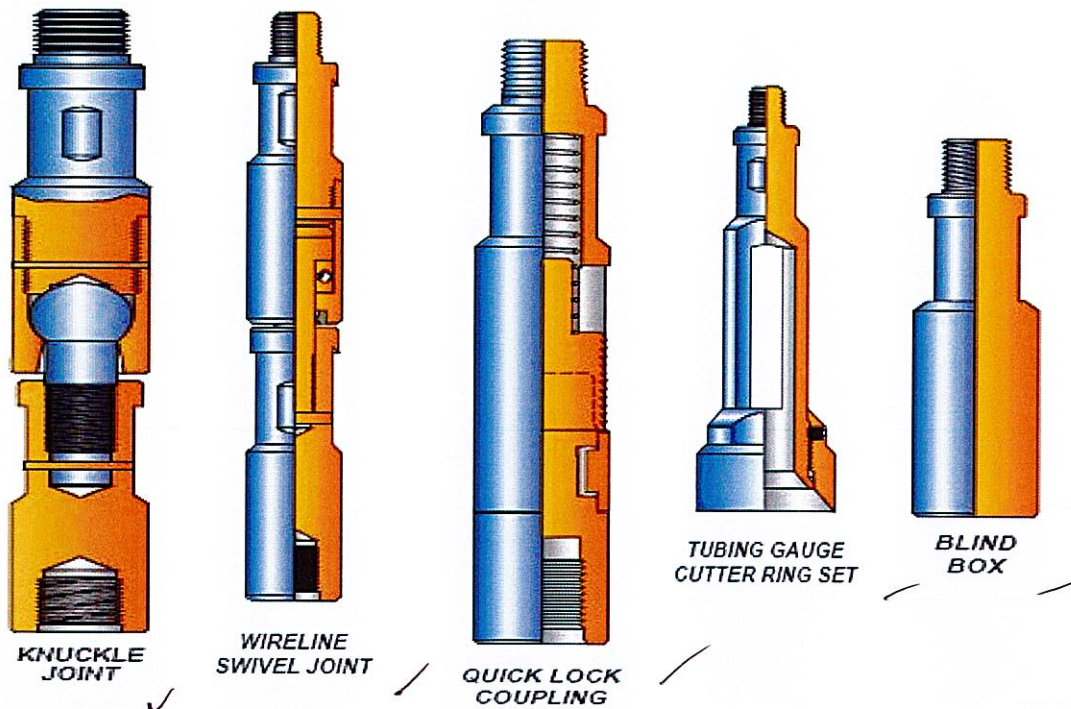
- Stem has the same 'weight' and 'mass' function as the regular stem but is designed with rollers to reduce the friction against the tubing wall in deviated wells. Tool consists of stem with slots to accommodate simple rollers held in position with pins ✓

e) jars

- To deliver effective jarring down or up impacts. Also known as Stroke jar, Spang jar, Link jar and it has no removable parts. Composed of two pieces linked together which are free to be extended or collapsed. Below are two lengths of jar stroke in closed position:
  - For 20 inches jar is known as to add flexibility to the tool string and used in deviated well.
  - Consists of two bodies which are connected to each other by ball and stem, and external fishing neck at the top sub. ✓
  - 20 strokes
  - For 30 inches jar is known as 30 stroke

GAZALI MEHRY  
Operation Manager  
Dimension Bid (M) Sdn Bhd  
Labuan Warehouse  
Slickline Services

4/3/25



f) knuckle joints


- To add flexibility to the tool string and used in deviated well. Consists of two bodies which are connected to each other by ball and stem, and external fishing neck at the top sub.

g) swivel joints

- Swivel Joint used to minimize the effect of twisting wire caused by downhole tools being run. The swivel joint has a bearing incorporated into its design and is used to minimize rotation whilst running in tubing.

h) quick-lock coupling

- Quick-lock coupling is to connect two wireline components without the use of wrenches. It allows rapid make-up and break out of tool strings and eliminates the need for use of pipe wrenches.
- Available types: QLS, HD-Quick Release Joint (QRJ) and Trinity.

  
**GAZALI MEHRY**  
Operation Manager  
Dimension Bid (M) Sdn Bhd  
Labuan Warehouse  
Slickline Services



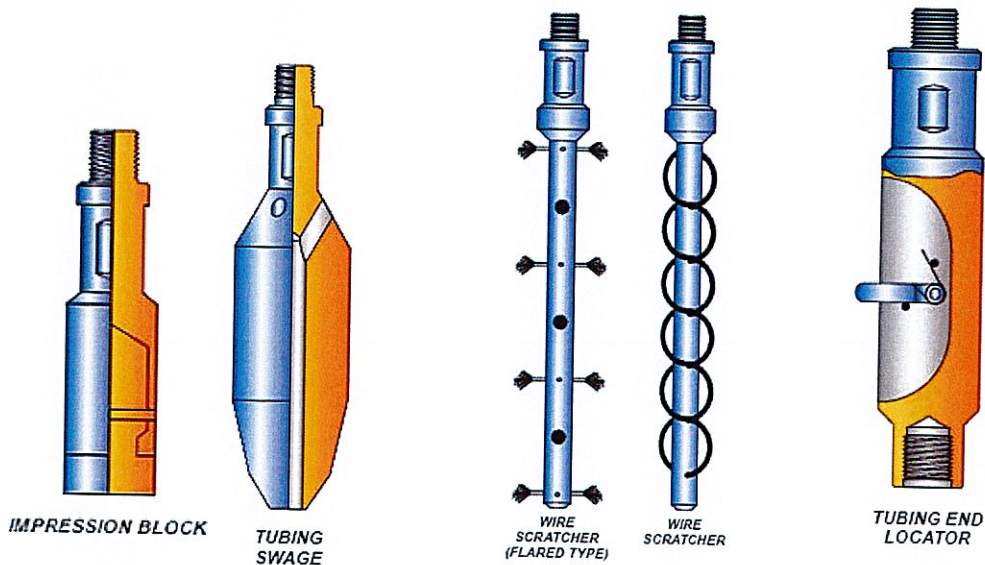
i) gauge cutter

- To check tubing ID, tag total depth, locate the nipple ID and No-Go, cut sand/scale/paraffin from tubing wall. Also known as Tubing Gauge/ Gauge ring. Can be used to run in hole before running sub-surface equipment.




j) Blind Box

- Is used when heavy downward jarring is required to dislodge a fish, or push something down the hole. It is act as 'cutter bar, breaking the wireline at top of the rope socket of the tool string that cannot be retrieved



k) lead impression box

- Also known as 'bottom-hole camera'. Is used during fishing operations to check the shape or size of the top of fish and to determining the appropriate tool for the fishing operation.

  
**GAZALI MEHRY**  
Operation Manager  
Dimension Bid (M) Sdn Bhd  
Labuan Warehouse  
Slickline Services



l) Swage

- Swage is used to restore the light collapse in the tubing and to remove large obstructions. It is recommended to run with hydraulic/spring jar to enable the operator to jar up out the tubing if the swage jam.



m) wire scratcher

- It is a piece of brush like tool. The function is to clear wax scale and sand in the tubing wall. Nipple profiles, SSD sleeves and Side Pocket Mandrels. If the wire scratcher not effective in removing the depositions, gauge cutter/ring and tubing broch will be used.



n) tubing end locator

- To lock end of tubing and measure depth of tubing end at completion



o) wire recover tool


- To fish/retrieve the wire



GAZALI MEHRY  
Operation Manager  
Dimension Bid (M) Sdn Bhd  
Labuan Warehouse  
Slickline Services

4/2/25

Fill in below Table

<p>A. Size of wire that use in DB</p> <ol style="list-style-type: none"> <li>0.108 ✓</li> <li>0.125 ✓</li> <li>0.140 ✓</li> </ol>	<p>B. Breaking point of each wire</p> <ol style="list-style-type: none"> <li>2500 ✓</li> <li>3300 ✓</li> <li>4050 ✓</li> </ol>
<p>C. Type of wire used in DB</p> <ol style="list-style-type: none"> <li>ZERON ✓</li> <li>EIPS ✓</li> <li></li> </ol> <p style="font-size: 2em; margin-left: 100px;">ZAPPS</p>	<p>D. How to test if wire is good or not</p> <ol style="list-style-type: none"> <li>WIRE TASTER</li> <li>DUCTILITY TESTING</li> <li></li> </ol> <p style="text-align: right;">✓</p>
<p>E. Why do we need to check the tools before running in hole (RIH)?</p> <ul style="list-style-type: none"> <li>To ensure the tool string is fully functioning ✓</li> <li>To ensure tool string size is suitable with operation ✓</li> <li>To ensure the connection tool string is tighten ✓</li> </ul>	
<p>F. What do we need to do if the tool is damage or lost in hole?</p> <ul style="list-style-type: none"> <li>Stop work ✓</li> <li>Discussion must be made with the client representative immediately ✓</li> <li>Preparing fishing plan ✓</li> </ul> <div style="text-align: right; margin-top: 20px;">   <b>GAZALI MEHRY</b>              Operation Manager              Dimension Bid (M) Sdn Bhd              Labuan Warehouse              Slickline Services  <p style="font-size: 1.5em; margin-top: 10px;">4/3/25</p> </div>	

G. What do we need to do if equipment failed to work?

- Report to town immediately
- Discussion must be made with the client representative immediately
- Minor troubleshoots
- Major



GAZALI MEHRY  
Operation Manager  
Dimension Bid (M) Sdn Bhd  
Labuan Warehouse  
Slickline Services

4/3/25



**DIMENSION BID**  
WELL INTERVENTION | PERFORATION SERVICES

---