

Title	Maintenance – Coiled Tubing Equipment					
Target Population	Field Engineers, Field Specialists & Equipment Operators					
This requirement is applicable to:	✓	JFE	✓	FST	✓	EOT
	✓	FE1	✓	FS1	✓	EO1
		FE2		FS2	✓	EO2
				FS3	✓	EO3
					✓	GEO

Objective:

The objective of this task is to evaluate and verify the employee’s competency in performing basic maintenance on Coil Tubing Unit under supervision including:

Description		JFE	FE1	FST	FS1	EOT	EO1	EO2	EO3	GEO
1	Batch Mixer	✓		✓		✓	✓			✓
2	Fluid Pumping Unit	✓		✓			✓	✓		✓
3	Nitrogen Converter	✓	✓		✓			✓	✓	✓
4	Coiled Tubing Unit including:	✓	✓		✓				✓	✓
	<i>Power Pack</i>									
	<i>Control Cabin</i>									
	<i>CT Reel</i>									
	<i>injector Head</i>									
	<i>Pressure Control Equipment</i>			✓						
5	Basic BHA Components	✓	✓	✓				✓	✓	✓

The employee should be able to identify the components of CT equipment including those found in hydraulic circuits, explain their functions, ratings and maintenance procedures. This include filling out the EMC 1 form.

He should have basic knowledge of hydraulics including the various components and principles of operations.

Tasks:

The employee will be assigned under an experienced mechanic / electrician or a mentor in the base to guide him in performing the maintenance tasks. This include tracing of the hydraulic lines by referring to Operation and Maintenance Manual.

1. Identify the main components and functions of CTU (i.e. injector head, CT reel, stripper, BOP etc.)
2. Identify main components and functions of basic BHA
3. Physically check the CTU components and fill out the EMC 1 form.
4. Assist in assembly and disassembly of the following components (whenever possible):
 - Injector head conversion. Identify each parts.

DIMENSION BID

CTS TASK SHEET



- Reel swivel maintenance. Identify each parts.
 - Stripper (replace inserts/brass bushing). Identify each parts.
 - BOP conversion/replacing inserts including function and pressure testing. Identify each parts.
 - Downhole tools (connectors, check valves, nozzles)
5. Show and explain the hydraulics system of the CT unit.
 6. Prepare a report for the activities and explain it to the assigned mentor


IMPORTANT NOTE: The assigned Assessor must conduct the required evaluation to evaluate employee's competency and provide feedback through the respective Task Evaluation Forms PRIOR TO completing this Task Sheet.

This task is deemed INCOMPLETE without the Task Evaluation Forms

Brief summary of employee's learning outcome (to be completed by Assessor):

*Able to conduct EMC 2
stand alone without any
supervision
- quick learner and hard working staff.*

Assessor's Comments & Recommendation:			
Signature		Assessment Date	09/10/2024
Name		Position	C/Mechanic

FSM / OM Comments & Recommendation:			
<i>- Able to perform EMC standalone</i>			
Signature		Assessment Date	3/12/24
Name	M. KHAIRUL RIDHWAN AZIZAN CTS FIELD SERVICE MANAGER Dimension Bid (M) Sdn Bhd	Position	FSM