

ASSESSMENT CHECKLIST

Unit: **CAP 1.3 EXECUTE THE WELL SERVICES OPERATIONS**
 Element: **CAP 1.3.5 Perform fishing operations**

PC	Description of Performance Criteria	Description of Evidence	Source of evidence			Competence	Remarks
			OM	SD	Q/A		
a	Safe working practices and agreed safety measures are implemented and maintained in accordance with statutory and operational requirements.	Examine evidence (e.g. PTW, minutes of pre-job safety/toolbox meeting, job hazard analysis worksheet, job report) provided to confirm compliance. Check candidate's answers to oral/written questions and by direct observation to confirm that he is familiar with : <ul style="list-style-type: none"> - wireline procedures governing well preparation and equipment rig-up for well entry. - two barrier concept and well safety policy. 	✓			C	
b	Fishing tools are checked and function tested prior to running in.	Examine evidence (e.g. job report). Check candidate's answers to oral/written questions and by direct observation to confirm understanding on the correct way of checking and function testing the various fishing tools.	✓			C	
c	Sufficient and correct lubricator / riser assemblies are rigged up to ensure safe recovery of fish.	Examine evidence (e.g. job report). Check candidate's answers to oral/written questions, written assignments and by direct observation to confirm understanding on the importance of sufficient and correct lubricator/riser configuration.	✓			C	

Element: CAP 1.3.5 Perform fishing operations

PC	Description of Performance Criteria	Description of Evidence	Source of evidence			Competence	Remarks
			O/I	SD	O/A		
d	Running controls are confirmed as pre-set to required reference datum.	Check candidate's answers to oral/written questions and by direct observation to confirm : <ul style="list-style-type: none"> - compliance to requirements and standards, - understanding on the hazards and consequences associated with wrong usage of specific running controls and equipment. 	✓			C	
e	Pressures are equalised in accordance with operational requirements.	Check candidate's answers to oral/written questions and by direct observation to confirm understanding on the importance of pressure equalisation and the potential consequences associated with differential pressures.	✓			C	
f	The well bore is entered in accordance with operational requirements.	Confirm via evidence (e.g. PTW, job report, work action program). Check candidate's answers to oral/written questions, written assignments and by direct observation to confirm : <ul style="list-style-type: none"> - understanding on the hazards and consequences of using inappropriate toolstring configuration. - he is familiar with wireline procedures governing well entry. 	✓			C	
g	Fishing tool is run in the hole maintaining the required parameters.	Check candidate's answers to oral/written questions and by direct observation to confirm his knowledge on allowable limit on line tension, speed, minimum breaking load of the various wire in use and the principles governing care and handling of wire.	✓			C	
h	Faults and defects are accurately identified and appropriate remedial actions taken in accordance with	Confirm via evidence (e.g. job report). Check candidate's answers to oral/written questions and by direct observation to ascertain underpinning knowledge	✓			C	

operational requirements.	on troubleshooting techniques and ability to rectify faults.						
---------------------------	--	--	--	--	--	--	--

Element: **CAP 1.3.5 Perform fishing operations**

PC	Description of Performance Criteria	Description of Evidence	Source of evidence			Competence	Remarks
			O/I	SD	Q/A		
i	Data is accurately recorded at appropriate times and frequencies in accordance with operational requirements.	Confirm via evidence (e.g. job report). Check candidate's answers to oral/written questions and by direct observation to confirm he understands the importance recording relevant data with respect to the fishing job, e.g. recording of toolstring weight at various mode and depth intervals.	✓				C

Legend:

- Source of Evidence:**

O/I

 Observation / Interview

SD

 Supporting Document

Q/A

 Written Questions & Answers
- Competence**




C

 Competent

NYC

 Not Yet Competent

OVERALL SCORE	STRONG			ADEQUATE			IMPROVEMENT NEEDED		
	10	9	8	7	6	5	4	3	2
			8						

Assessed by: (Operator)		Agreed by: (TSO)		Verified by: (FSM)	
(Name) Larry Pulitt		(Name) Henry Ayan		(Name) AMINI FADZLAN ABU ZAMIR	
Signature 		Signature 		Signature 	
Date 05-12-2024		Date 05-12-2024		Date 17-DEC-24	

SITE OBSERVATION CHECKLIST

Unit: CAP 1.3 EXECUTE THE WELL SERVICES OPERATIONS

Element: CAP 1.3.5 Perform fishing operations

PC	Description	Yes	No
a, f	Approved PPEs are used by self and crew members	✓	
	Conduct pre-job toolbox meeting	✓	
	Check integrity of swab and flow-line valves	✓	
	Check equipment due date and passport still valid	✓	
	PTW applied and duly signed by authorised and approval signatories	✓	
	Gas test carried out by a certified gas tester prior to starting the wireline power pack	✓	
	Lubricators/BOP handle, made up and rigged up safely	✓	
	Safety line for lubricator is in place and properly/correctly secured	✓	
	Reel skid is properly secured	✓	
	Work area is cordoned off with barrier tape	✓	
	SWCP is properly hooked up and function/pressure tested	✓	
	Hands-off sign is appropriately placed at well to be worked on	✓	
	H ₂ S personal detector used (where applicable).	✓	
	Lubricator assembly de-pressurised through properly secured hose to downwind side	✓	
	Lubricator assembly completely de-pressurised prior to disconnection	✓	
	Count number of rounds to open/close Christmas tree valves	✓	
	Torsion or wrap test done on wire	✓	
	Lubricator/BOP assembly is pressured tested as per procedure	✓	
b	Appropriate fishing tools are selected, i.e. size and types	✓	
	Appropriate cutter/Go-devil selected and function tested	✓	
	Appropriate toolstring configuration for the job	✓	
	Are appropriate/correct methods employed to check and function test the fishing tools	✓	
	Is the correct size and type of shear pins being installed in the fishing tools	✓	
	Overshot size – OD/slip combination are checked for compatibility to the fish	✓	
c	Correct lubricator assembly configuration and length is used for the specific job, and rig up procedure is followed	✓	
d	Appropriate range weight indicator system is used	✓	
	Check weight indicator system functioning satisfactorily	✓	
	Position of hay pulley is correct in relation to the reel skid and stuffing box sheave	✓	

Element: CAP 1.3.5 Perform fishing operations

PC	Description	Yes	No
d	Correct size measuring and pressure wheels, hay pulley and stuffing box sheave is used	✓	
	Check brake system functioning satisfactorily	✓	
e	Pressure across valve is equalised prior to opening	✓	
	Pressure across BOP is equalised prior to opening rams	✓	
	Pressure is introduced into the lubricator assembly correctly	✓	
f, g	Correct toolstring dimension/size is selected for the job	✓	
	Tubular jar is used instead of the link jar	✓	
	Shear-up pulling tool is exclusively used during the initial attempt to recover fish	✓	
	Fishing tools are run in conjunction with a shear-up pulling tool	✓	
	Toolstring is zeroed correctly before every run and depth counter set appropriately	✓	
	Toolstring RIH using hydraulic control, not brake control	✓	
	Read weight indicator correctly to check HUD	✓	
	Read weight indicator correctly to check extent of link jar opening	✓	
	Appropriate line tension when performing jarring up operations	✓	
	Appropriate power pack RPM while performing jarring operations	✓	
	Correct speed control while POOH using hydraulic control, not brake control	✓	
	Slow down and take precautions while passing through tubing accessories	✓	
	Wire cutter is assembled correctly	✓	
	Correct procedure and appropriate line tension when dropping cutter/Go-devil	✓	
h	Weight indicator system properly checked for satisfactory operations	✓	
	Demonstrate how to flush and replenish fluid of weight indicator system	✓	
	Physical check on wire condition	✓	
	Torsion or wrap test on wire carried out correctly	✓	
	Check conditions of measuring and pressure wheels, hay pulley and stuffing box sheave	✓	
	Check counter and cable, and accessories to ensure correct/proper functions	✓	
	Pre-checks are carried out on the wireline winch and power pack prior to start-up	✓	
	Check conditions of toolstring's components and fishing tools	✓	
	Check conditions of wire cutter and Go-devil and proper sized components are used	✓	
	Measure OD of drifts, wire scratchers, LIBs, etc	✓	
	Check conditions of overshots	✓	

Element: CAP 1.3.5 Perform fishing operations

PC	Description	Yes	No
h	LIBs are correctly redressed	✓	
i	Record appropriate surface pressures at wellhead	✓	
	Record length and configuration of toolstring (including individual length of toolstring components) with jars closed and open	✓	
	Record toolstring hanging weight prior to run in hole	✓	
	Record toolstring hanging and pulling weight at regular interval	✓	
	Check and record pulling and hanging weight of toolstring prior to latching onto fish	✓	
	Record depths correlation of tubing accessories with well diagram	✓	
	Liquid level is recorded accurately	✓	
	Record HUD or TOF	✓	