


SLICKLINE ASSISTANT WORKBOOK

IMPORTANT NOTE:

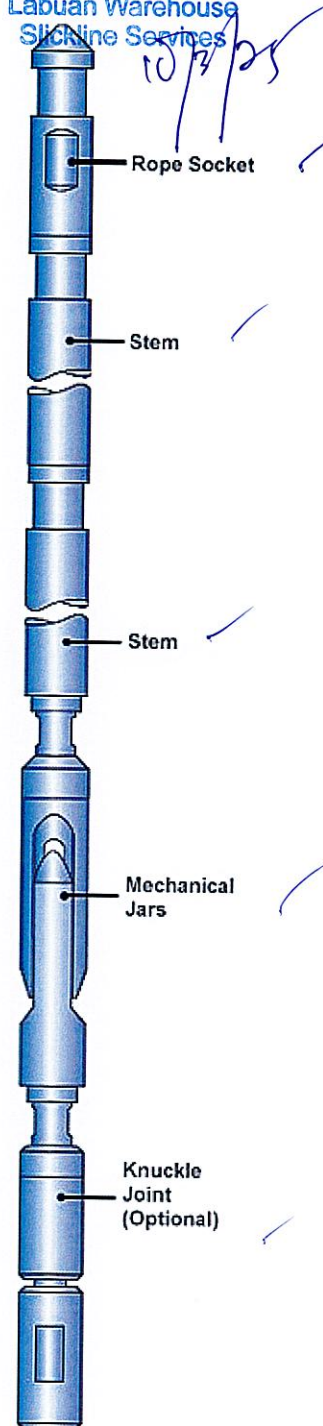
1. Your point of reference to complete this workbook may be obtained from the following
 - Training Manual and any other training materials provided together with this workbook
 - Your Trainer, Assessor (Slickline Operator), Verifier (FSM) or senior colleagues
 - SOP / Quality Procedures & Processors
2. The completion of this Workbook is a joint effort and responsibility between you and your assessor therefore you have the obligation to request from your assessor to be assessed upon your completion of each topic
3. The completion of this Workbook is part of the MANDATORY requirements which you must fulfill to qualify for a promotion
4. Your training program is mostly self-driven, including this Workbook. It requires individual initiatives, dedication and commitment to complete the process.

NAME	MUURIYAATI QODHAH BIN SOPIAN	 GAZAL MEHRY Operation Manager Dimension Bid (M) Sdn Bhd Labuan Warehouse Slickline Services 10/3/25
DATE OF JOIN	19 DECEMBER 2024	
CONTACT NO.	017-8159718	
RECEIVED DATE	10 JANUARY 2025	
DATE COMPLETED	5 MARCH 2025	


C. DOWNHOLE EQUIPMENT

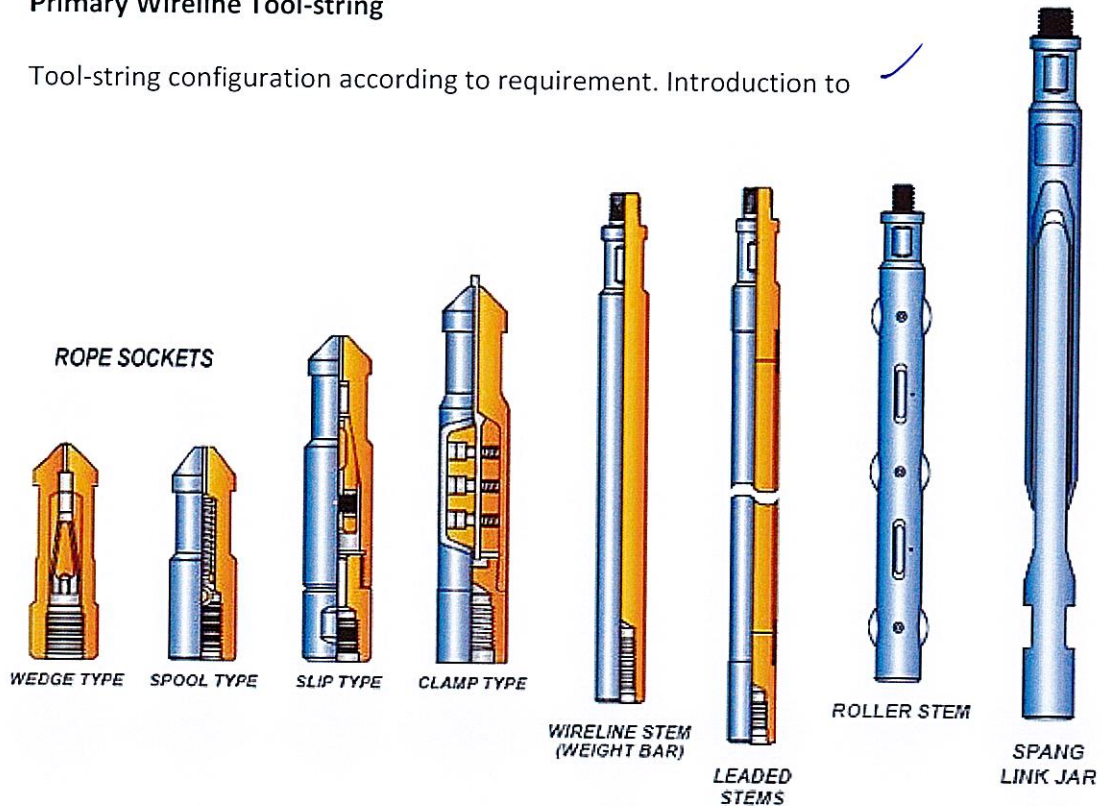
1. List out all basic running and pulling tools

No.	Items
1	GS Pulling Tool ✓
2	GSL Puling Tool ✓
3	GR Pulling Tool ✓
4	JDC Pulling Tool ✓
5	JUL Pulling Tool ✓
6	JDS Pulling Tool ✓
7	JUS Pulling Tool ✓
8	JUC Pulling Tool ✓
9	SB Pulling Tool ✓
10	SS Pulling Tool ✓
11	SSJ Pulling Tool ✓
12	RB Pulling Tool ✓
13	RS Pulling Tool ✓
14	RJ Pulling Tool ✓
15	PCE Heavy Duty ✓
16	JK1 Running Tool ✓
17	X Running Tool ✓
18	R Running Tool ✓
19	QXD Running Tool ✓
20	QXT Running Tool ✓

 GAZALI MEHRY
 Operation Manager
 Dimension Bid (M) Sdn Bhd
 Labuan Warehouse
 Slickline Services


Primary Wireline Tool-string

Tool-string configuration according to requirement. Introduction to



a) rope sockets

It is the uppermost component in a slickline tool string and forms an essential link between the tool string and the wire.

[Signature]
GAZALI MEHRY
Operation Manager
Dimension Bid (M) Sdn Bhd
Labuan Warehouse
Slickline Services

19/8/25

b) stem lead

Provide greater mass for the same diameter and length of normal stem and should not be used in heavy jarring operations.



c) tungsten stem

Has higher density of heavyweight stem to provide kinetic energy to assist upward and downward jarring impact in higher pressure applications. ✓

d) roller stem

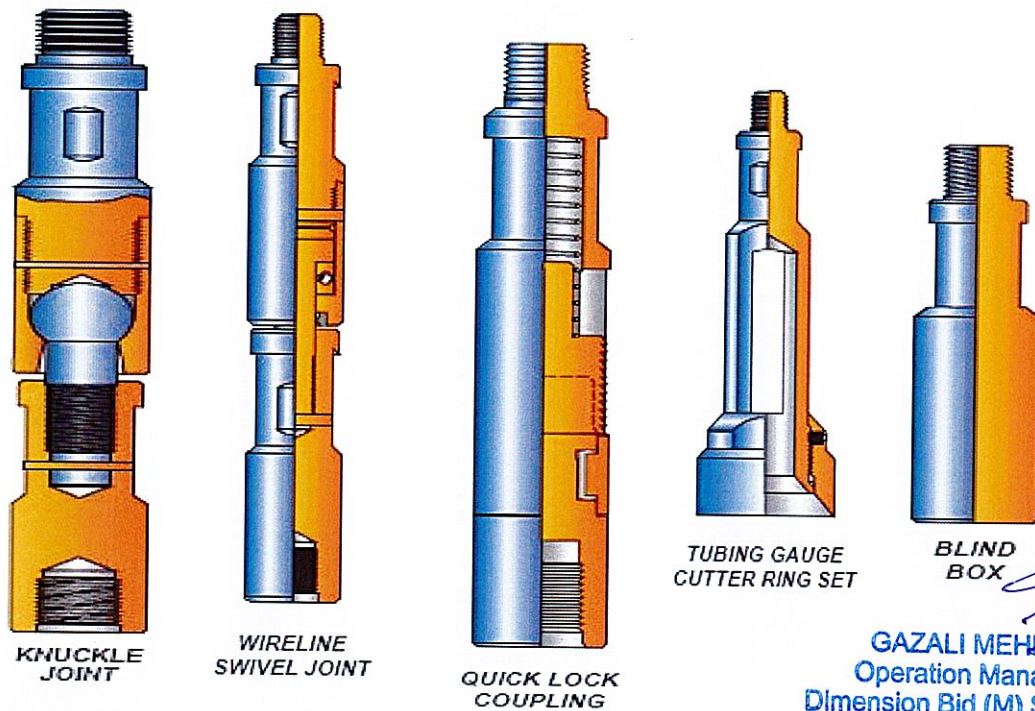
Designed with rollers to reduce the friction against the tubing wall in deviated well. ✓

e) jars

Mechanical Jar – To deliver effective jarring down or up impacts. Also known as Link Jar. Has 2 lengths of jar stroke, 20 stroke and 30 stroke. ✓


GAZALI MEHRY
Operation Manager
Dimension Bid (M) Sdn Bhd
Labuan Warehouse
Slickline Services

10/3/25



[Signature]
GAZALI MEHRY
Operation Manager
Dimension Bid (M) Sdn Bhd
Labuan Warehouse
Slickline Services
10/3/25

f) knuckle joints

To add flexibility to the tool string and used in deviated well which permits 15-degree sideways movements and should be used only when necessary. ✓

g) swivel joints

To minimize the effect of twisting wire caused by downhole tools being run and prevents twisting of line in following tool string. The bearing incorporated to its design is used to minimize rotation whilst running in tubing. ✓

h) quick-lock coupling

To connect two wireline components without the use of wrenches. It allows rapid make up and break out of tool string. QLS is the type that are commonly use. ✓



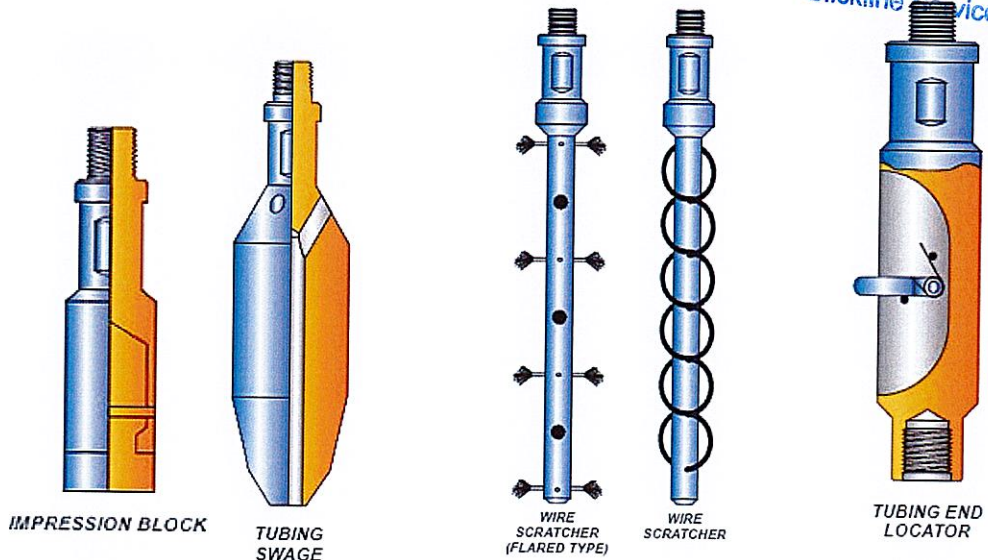
i) gauge cutter

The Gauge Cutter checks the ID of tubing, tags total depth, locates nipple ID and No-Go zones, and removes sand, scale, or paraffin from the tubing wall. It can be used before running subsurface equipment. ✓

j) Blind Box

It is used when heavy downward jarring is needed to dislodge a fish or push something down the hole. It acts as a cutter bar, breaking the wireline at the top of the rope socket of the tool string that cannot be retrieved. ✓

[Signature]
GAZALI MEHRY
Operation Manager
Dimension Bid (M) Sdn Bhd
Labuan Warehouse
Slickline Services
10/25



k) lead impression box

Also known as 'bottom hole camera', it is used during fishing operations to inspect the shape or size of the top of the fish and to determine the appropriate tool for the operation. ✓



l) swage

It is used to restore light collapse in the tubing and remove large obstructions. It is recommended to run it with a hydraulic or spring jar to allow the operator to jar up and out of the tubing if a blockage occurs.

m) wire scratcher

A brush like tool which is used to clear wax, scale and sand in the tubing wall at Nipple profiles, SSD Sleeves and Side Pocket Mandrel.

n) tubing end locator

To lock end of tubing and measure the depth of tubing end at completion.

o) wire recover tool

To fish or retrieve wire.


GAZALI MEHRY
Operation Manager
Dimension Bid (M) Sdn Bhd
Labuan Warehouse
Slickline Services

10/3/25

Fill in below Table

<p>A. Size of wire that use in DB</p> <p>1. 0.108" ✓</p> <hr/> <p>2. 0.125" ✓</p> <hr/> <p>1. 0.140" ✓</p> <hr/>	<p>B. Breaking point of each wire</p> <p>1. 2125 lbs ✓</p> <hr/> <p>2. 3300 lbs ✓</p> <hr/> <p>3. 4050 lbs ✓</p> <hr/>
<p>C. Type of wire used in DB ✓</p> <p>1. ZAPPS</p> <hr/> <p>2.</p> <hr/> <p>3.</p> <hr/>	<p>D. How to test if wire is good or not</p> <p>1. Wire pull test ✓</p> <hr/> <p>2. Torsion test ✓</p> <hr/> <p>3.</p> <hr/>
<p>E. Why do we need to check the tools before running in hole (RIH)?</p> <p>Checking the tools before running them in hole (RIH) is essential to ensure proper functionality, prevent damage, and maintain safety. ✓</p>	
<p>F. What do we need to do if the tool is damage or lost in hole?</p> <p>If a tool is damaged or lost in the hole, assess the situation, notify CSR, and prepare for fishing plan. ✓</p>	
<p>G. What do we need to do if equipment failed to work?</p> <p>Inform the FSM and discuss with CSR for further action. ✓</p>	

(Signature)
GAZALI MEHRY
 Operation Manager
 Dimension Bid (M) Sdn Bhd
 Labuan Warehouse
 Slickline Services

10/3/25

Job Track Record

CONFIRMATION

I hereby confirmed that the above information is true and accurate and all relevant paperworks and documents are available and in order.

I understand that any falsification of information and documents could result in disciplinary action and being denied access to Training & Development program in the future

PREPARED AND SUBMITTED BY

SIGNATURE

NAME:

POSITION:

DATE:

VERIFICATION

I hereby confirmed that the above information is correct and have been fully verified by me

VERIFIED BY

SIGNATURE

NAME:

POSITION:

DATE: