

# DIMENSION BID

## CTS PRESENTATION ASSESSMENT FORM

Presenter's Name	MUHAMMAD ALIFF B. ZULKEFLI	Date	3/11/2024
Position	EQUIPMENT OPERATOR 2	SCORE	
Topic	MOTOR HEAD ASSEMBLY		
Objective	PROMOTION EO III		
Assessor (s)	MOHAMMAD TAUFIQ ISMAIL		

Assessment Criteria	Rating (Please ✓ where appropriate)								
	STRONG			ADEQUATE			IMPROVEMENT NEEDED		
	10	9	8	7	6	5	4	3	2
<b>A Presentation Skill (20%)</b>									
a. The presenter was well prepared and delivered the material in a clear and structured manner.			/						
b. The presenter was knowledgeable about the topic and able to relate the importance of the subject matter to his job			/						
c. The presentation contained practical examples and useful techniques that applied to current work.			/						
<b>B Creativity (20%)</b>									
a. Did the presenter show creative thinking in the method of development and presentation?			/						
b. Did presenter get audience involved in "learning" the material?			/						
<b>C Content (60%)</b>									
a. Did the presenter cover all the key points of the subject matter			/						
b. Did the presentation incorporate strong, effective supporting material throughout?			/						
c. Did the presenter give clear and concert explanation and example?			/						
d. Was the presenter able to answer questions on subject matter? Answers were correct and corresponded with the required understanding?			/						

**Additional Comments:**

Overall, good presentation and have a good knowledge and understanding on MHA

Assessed By:	Verified By:
	
Name: MUHAMMAD TAUFIQ ISMAIL	Name: M. KHAIROL RIDHWAN AZIZAN
Position: #2	Position: CTS FIELD SERVICE MANAGER
Date: 3/11/2024	Date: 3/11/24
	Dimension Bid (M) Sdn Bhd

## ATTENDANCE FORM

Purpose:  Meeting  Training / Seminar / Workshop

Type of Training:  Classroom  Practical / Hands On  Technical Sharing

Training Facilitator / Trainer: MUHAMMAD ACIFE B. ZULKEFLI

Topic/Subject	MOTOR HEAD ASSEMBLY	Date	3/11/2024
Venue	MEETING ROOM	Time	0230 PM
Meeting Coordinator		Meeting/ Training Duration	

No.	Name	Position	Signature
1	ENGRU NAZRI B. CHE ENGRU JALIL	GEO	
2	AHMAD SHAZMEER BIN MOHAMMAD	EOT	
3	Mohd Hidayat bin Mat	EO	
4	AHMAD SUAFRI BIN MOHAMMAD	GEO	
5	Ahmad Haniffah	TE	
6	SHERIL IZHAN	EOT	
7	MUHAMMAD AINUBIN	EOT	
8	M. Haikal Rosli	EOT	
9	M. Kamal Hani bin Salleh	EOT	
10	Aqail muhammad	EOT	
12	MUHAMMAD NOOR HANIFA	EOT	
13	MUHAMMAD MAUIK BIN MOHD ANWAR @ MOHD ANWAR	EOT	
14	MUHAMMAD AMIR B. MOHD JUANDA	EOT	
15	HAFIZUDDIN	FST	

NUR RIZAL  
Remark / Comment

JFC

α

# Motorhead Assembly

---

*Prepared by:*

**Muhammad Aliff bin Zulkefli**

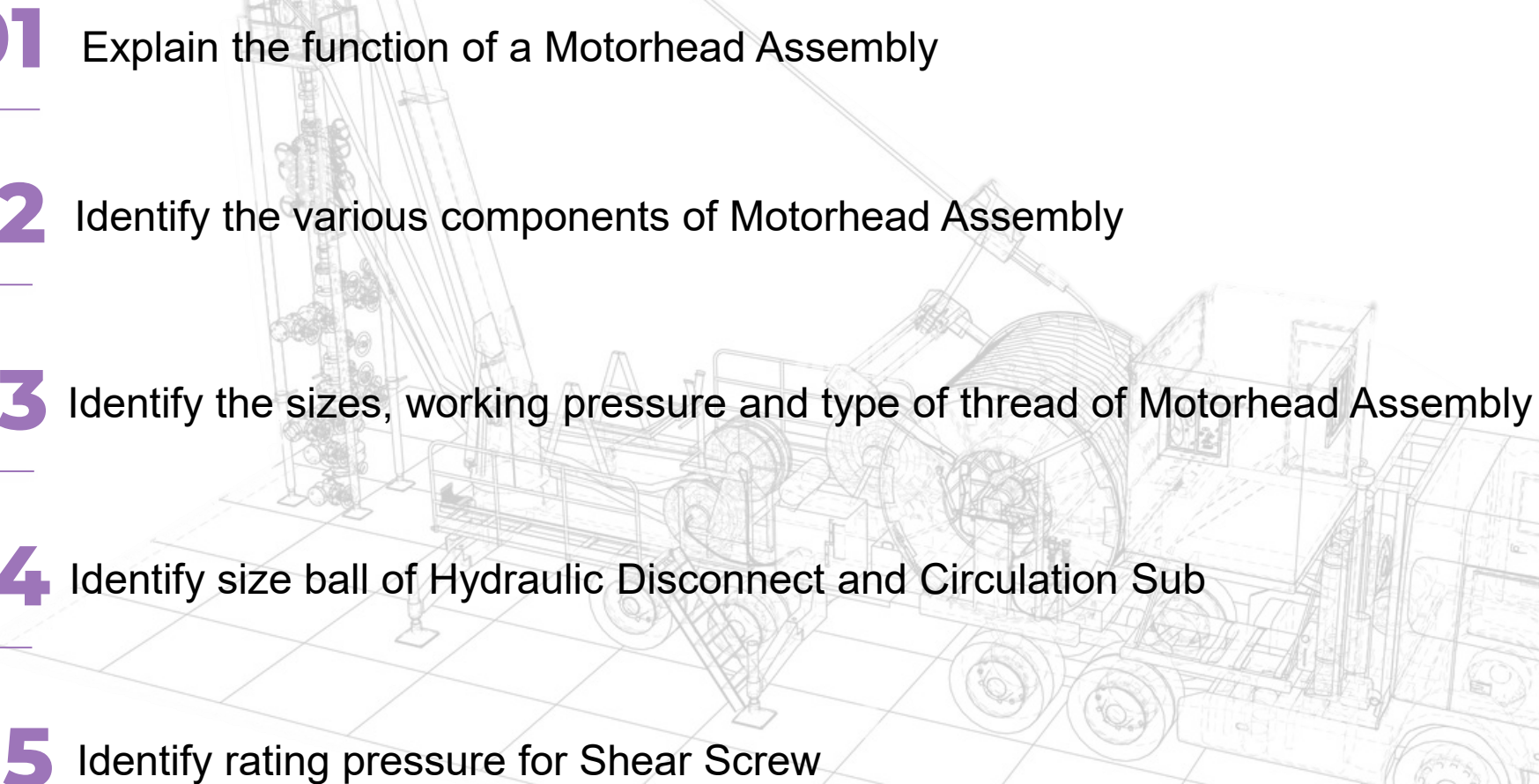
*Department:*

**Coiled Tubing Services**

# Table of Content

- 01** **Function**
- 02** **Component**
- 03** **Size, Working Pressure and Type of Thread**
- 04** **Size Ball for Hydraulic Disconnect and Circulation Sub**
- 05** **Rating Pressure for Shear Screw**

# Objectives

- 
- 01** Explain the function of a Motorhead Assembly
  - 02** Identify the various components of Motorhead Assembly
  - 03** Identify the sizes, working pressure and type of thread of Motorhead Assembly
  - 04** Identify size ball of Hydraulic Disconnect and Circulation Sub
  - 05** Identify rating pressure for Shear Screw

01

# Function

# Motorhead Assembly


- **The purpose of Motorhead Assembly:**
  - Use directly below CT connector
  - Provide a barrier from well pressure
  - Release mechanism for contingency
  - Dual circulating function



02

# Component

# Component of MHA



### 1. Top Sub



### 2. Upper Body



### 3. Lower Body



### 4. Bottom Sub



### 5. Double Flapper



### 6. Ball Seat Retainer



### 7. Slips



### 8. Shear Piston




### 9. Shear Screw Disconnect



### 10. Circulating Piston



### 11. Shear Screw Circulating Sub



### 12. Burst Disc



#### Double Flapper

\*Manufacturer Test Pressure = 12,000psi

\*Onsite Test Pressure = 1500psi

# **03** Size, Working Pressure and Thread's Type

# Size, Working Pressure, Thread's Type

Size of MHA	Working Pressure (psi)	Type of Thread	Size of Thread (Pin & Box) (inch)
1.5	10,000	SA 10	1.125
1.687	10,000	AMMT	1.0
2.00	5,000	AMMT	1.5
2.125	10,000	AMMT	1.5

\*SA10 = Stub ACME  
\*AMMT = American Mining Macaroni Tubing



04

# Size Ball of Hydraulic Disconnect & Circulation Sub

# Size Ball for Hydraulic Disconnect & Circulation Sub

Size of MHA	Hydraulic Disconnect (inch)	Circulating Sub (inch)
1.5	1/2 (0.5)	3/8 (0.375)
1.687	5/8 (0.625)	1/2 (0.5)
2.00	11/16 (0.6875)	9/16 (0.5625)
2.125	3/4 (0.75)	5/8 (0.625)



## Example of Ball Hydraulic Disconnect and Circulation Sub

- \*Small ball = Circulating Sub
- \*Big ball = Hydraulic Disconnect

05


# Rating Pressure for Shear Screw

# Rating Pressure for Shear Screw

Size of MHA	Hydraulic Disconnect (psi)	Circulating Sub (psi)
1.5	6876	2512
1.687	5456	2520
2.00	2792	1456
2.125	5636	2932



Shear Screw  
Hydraulic Disconnect



Shear Screw  
Circulating Sub