

JFE LEARNING MODULE

DIMENSION BID

TASKSHEET 09 - Slickline Operation


OBJECTIVES

Upon completion this task you should be able to:

THEORY

1	List down slickline basic surface equipment.	✓
2	List down 6 classification of tools in slickline operation and purpose of each.	✓
3	Describe Basic Tools in slickline and related tools in EMITE operation.	✓
4	List down each Servicing Tools in slickline and explain the purpose of each.	✓
5	Explain on the important factors in designing the toolstring and the maintenance.	✓
6	Understand on the toolstring changes due to well conditions and limitations.	✓
7	Explain in detail about type of slickline wire and fracture in slickline.	✓
8	List out type of wire testing, its purpose and explain on wire management.	✓
9	Understand about common problems with slickline.	✓
10	Describe slickline equipment check.	✓
11	Explain about safety precaution in slickline.	✓


Grade: 100%

Supervisor Signature: 



PRACTICAL

1	Perform calculation to decide how many weight bar to be used in a run based on situation given.	✓
2	Design toolstring based on well condition specified and type of services.	✓
3	Perform site visit at SLS yard. Meet toolman and identify few slickline tools from the classifications. (1) Basic Tools (2) Servicing Tools (3) Pulling Tools (4) Shifting Tools (5) Fishing Tools (6) Kick Over Tools	✓
4	Perform slickline toolstring maintenance with SLS toolman.	✓
5	Pass written assessment for Module 9. Total Marks = _____ %	✓

Grade: 100%

Supervisor Signature: 

COMMENTS BY SUPERVISOR

Name:	CLEMENT EMANG YUSUP	Signature:		Date:	3/10/2023
Manager's Name:	FARIS	Manager Signature:		Date:	03/10/2023