

**D. Rig up Wireline Surface Equipment**

a. List out all surface equipment (Surface and Pressure Gauge)

1.	Reel unit
2.	Air Compressor
3.	Genset
4.	Power Pack
5.	Control Panel
6.	Telescopic Mast
7.	Inhibitor Tank
8.	Tool House
9.	Test Pump
10.	Cabin
11.	Lubricator skid
12.	Stimline unit
13.	Flyline unit.


b. Describe how to connect lubricator section

i) Horizontal

- Put lubricator on stand and connect one by one.


ii) Vertical

Connect lubricator using clamp and hanging using telescopic mast.


JAMES  05/09/24

**Note: Provide drawing and parts description on separate paper/page**

c. Sketch the equipment required while rigging up from x-mas tree until stuffing box



**Note: Provide drawing and parts description on separate paper/page**

RMS  
  
 03/10/21



d. What should weight indicator attached with?

- Weight indicator attached with hose connected to load well.

e. What is the meaning of rigging up and rigging down?

- Rig up is process assemble part equipment before start the work.  
- Rig down is disassemble all part equipment when the operation finish or ~~off~~ well.

f. What is power pack hose size used at Dimension Bid?

- 1" supply  
- 1/4" return

g. What are the safety precautions required upon completed hook up hydraulic hose to RSU

- Connection need to be tighten  
- Use whip check for safety

h. List out the safety precaution while rigging up and rigging down

- Full PPE  
- Use proper hand tool during Latching part.  
- Barricade work area  
- TBT with crew

Note: Provide drawing and parts description on separate paper/page

James [Signature] 03/10/24