

DIMENSION BID

CTS TASK SHEET

Title	Equipment Operation Under Supervision					
Target Population	Field Engineers, Field Specialists & Equipment Operators					
This requirement is applicable to:	✓	JFE	✓	FST	✓	EOT
					✓	EO1
					✓	EO2
					✓	EO3

Objective:

The objective of this task is to evaluate and verify the employee's skills and knowledge in operating the following equipment efficiently under supervision:

Description		JFE	FST	EOT	EO1	EO2	EO3
1	Batch Mixer	✓	✓	✓			
2	Fluid Pumping Unit	✓	✓		✓		
3	Nitrogen Converter (pump & tank?)	✓	✓			✓	
4	Coiled Tubing Unit	✓	✓				✓

IMPORTANT NOTE: Please submit one (1) task sheet for each equipment

Tasks:

A mentor or any experienced team member assigned by the mentor will guide the employee to complete this task.



The assigned mentor is expected to train the employee and to conduct an evaluation to ensure that the employee achieves the required competency level for his position.

The employee should complete the following tasks:

NO	TASK	STATUS/DATE	MENTOR NAME/SIGN
1	Under the guidance of your assigned mentor, learn about equipment at the location and the important devices installed The employee must understand the design and the functions of the equipment as well as its components	30/10/2024 Done	Syukri [Signature]
2	Understand the basic operation as well as safety related issues	30/10/2024 Done	Syukri [Signature]
3	Learn how to run the equipment safely and efficiently from the assigned mentor	30/10/2024 Done	Syukri [Signature]
4	Perform pre and post job EMC 1 effectively for the unit	30/10/2024 Done	Syukri [Signature]
5	Participate in the maintenance activity for the unit	30/10/2024 Done	Syukri [Signature]

DIMENSION BID

CTS TASK SHEET

6	Operate the equipment under supervision in actual jobs	30/10/2024 Date	
7	Review and agree performance of each task with your Mentor in order to validate its completion	30/10/2024 Date	

REQUIRED EVIDENCE:

- 1 CTS-FORM-90 Coiled Tubing Performance Assessment Feedback
- 2 EMC 1 for the specified equipment

DIMENSION BID

CTS TASK SHEET


MENTOR / ASSESSOR'S FEEDBACK:

NO	TASK	FEEDBACK
1	The employee demonstrates good knowledge of the design and the functions of the equipment and its components	* Done
2	The employee understands the basic operation as well as the safety related issues	* Done
3	The employee demonstrates required skills and knowledge to perform pre and post job EMC 1 effectively for the unit	* Done
4	The employee is ABLE to operate the Batch Mixer / Fluid Pumping Unit / Nitrogen Converter / Coiled Tubing Unit UNDER SUPERVISION in actual jobs [please circle the relevant equipment] Note: Please specify the job supported by CTS-FORM-90 Coiled Tubing Performance Assessment Feedback	* Done

OVERALL SCORE	STRONG			ADEQUATE			IMPROVEMENT NEEDED		
	10	9	8	7	6	5	4	3	2
			8						

MENTOR / ASSESSOR's Comments & Recommendation:

* Good of understanding about job scope of CTU operation

Signature		Assessment Date	25/1/24
Name	MHD SYUKRI B AWANG	Position	FS 2

FSM / OM Comments & Recommendation:

- Demonstrate a good understanding regarding nitrogen unit
- Able to operate nitrogen unit under supervision.

Signature		Assessment Date	27/1/24
Name	M. KHAIROL RIDHWAN AZIZAN CTS FIELD SERVICE MANAGER Dimension Bid (M) Sdn Bhd	Position	FSM

DIMENSION BID

COILED TUBING PERFORMANCE ASSESSMENT FEEDBACK

PART 1: To be completed by Assessor [WEIGHT: 40%]

Name	MUHAMMAD ALIFF BIN ZULKEFLI	COB Date	12/11/2023
Position	EQUIPMENT OPERATOR 2	RTB Date	30/11/2023
Client	PCSB	Location	DULANG
Platform	DULANG CHARLIE	Well	C 4S
Assessed By	Name: MOHD SYUKRI B AWANG	Position:	SUPERVISOR COIL TUBING


RATING LEGEND:

STRONG	Performance consistently exceeded expectations in all essential areas of responsibility, and the quality of work overall was excellent
ADEQUATE	Performance consistently met expectations in all areas of responsibility, at times possibly exceeding expectations, and the quality of work overall was very good
IMPROVEMENT NEEDED	Performance did not consistently met expectations - performance failed to meet expectations in one or more essential areas of responsibility

Assessment Criteria	Rating (Please ✓ where appropriate)								
	STRONG			ADEQUATE			IMPROVEMENT NEEDED		
	10	9	8	7	6	5	4	3	2
Safety Awareness (20%)									
a. Usage of Personal Protective Equipment	✓								
b. Participation in UAUC		✓							
c. Understanding of PTW System			✓						
d. Worksite House Keeping		✓							
Work Performance (20%)									
e. Initiative and Creativity		✓							
f. Decision Making Capability		✓							
g. Understanding of Job Scope			✓						
h. Tools Inventory and Reporting			✓						
i. Work Quality		✓							
j. Reporting			✓						
k. Punctuality and Time Keeping			✓						
l. Teamwork		✓							
m. Communication		✓							
n. Leadership Skills			✓						
o. Adaptability to Work Environment/Surrounding		✓							
p. Attitude		✓							
q. Discipline		✓							

REMARKS/COMMENTS/FEEDBACK ON PERFORMANCE OR AREAS OF IMPROVEMENT:

* Can stay alone operate N2 converter
 * Overall good

Assessed By [Supervisor]	
Name	MOHD SYUKRI B AWANG
Date	30/11/2023

DIMENSION BID

COILED TUBING PERFORMANCE ASSESSMENT FEEDBACK

PART 2: To be completed by Employee and Assessor [WEIGHT: 60%]

Type of Task	Tasks Performed	Assessor Comment																			
1. Pre-Job Preparation	1. Attend toolbox and morning meeting with CSR. 2. Assisted crew in lifting all CTU equipment and spot unit. 3. Pre-check/EMC1 all CTU equipment before run the job. 4. Apply PETI for genset and junction box. 5. Split crew to day and night shift after complete rig up CTU equipment.	* Done																			
	Rating (by SUPERVISOR)											STRONG			ADEQUATE			IMPROVEMENT NEEDED			
		10	9	(8)	7	6	5	4	3	2											
2. Surface Equipment Rig-up	1. Rig up pumping surface line from SP02 to coil reel and kill port to combi BOP. 2. Rig up N2 line from NCV to CT reel. 3. Spot/arrange flood light, control cabin and tool container electric cable to junction box. 4. Rig up wildem pump, 2" spring hose and air hose from sea deck to main deck. 5. Connect drive shaft pump 6. Re-arrange maindeck.	* Done																			
	Rating (by SUPERVISOR)											STRONG			ADEQUATE			IMPROVEMENT NEEDED			
		10	(9)	8	7	6	5	4	3	2											
3. Tools / Equipment Preparation	1. Installing air hose from compressor to SP01, BMX01 and wildem pump. 2. Perform EMC1 on SP02, BMX01, Genset, Adcomp 007, Control Cabin, NCV 01, BOP, CT reel, CIDF, Injector Head, Jacking Frame and Power Pack for pre job. 3. Perform pressure test on pumping line, coil tubing, wellhead stack up and blowback line. 4. Fuel up air CTU equipment. 5. Prepared chemical on top of BMX tank for mixing activity.	2 Done																			
	Rating (by Operator)											STRONG			ADEQUATE			IMPROVEMENT NEEDED			
		10	(9)	8	7	6	5	4	3	2											
4. Equipment	4.1 Batch Mixer 1. Visual check for any oil leakage at bmx02 engine and hydraulic line. 2. Doing function test bmx02 agitator and c-pump working properly. 3. Start and run bmx02 for mixing activity. 4. Make sure all butterfly valve open/close correctly and function. 5. Rig up overboard line. 6. Mixing chemical for job.	* Done																			
												Rating (by SUPERVISOR)	STRONG			ADEQUATE			IMPROVEMENT NEEDED		
												10	(9)	8	7	6	5	4	3	2	
	Employee was able to OPERATE the equipment:		Under Supervision			Standalone															

DIMENSION BID

COILED TUBING PERFORMANCE ASSESSMENT FEEDBACK

PART 2: To be completed by Employee and Assessor [WEIGHT: 60%]

Type of Task	Tasks Performed	Assessor Comment									
	4.2 Pump Unit 1. Function test and make sure all hydraulic hose connected and does not have any leakage(EMC1). 2. Connect fluidwell cable from pump to cabin for data reading and records. 3. Check OPSD functionality. 4. Always monitor pumping pressure while pumping. 5. Always alert on panel control indicator while performing pumping to avoid worse damage to single pump. 6. Priming the pump before start job to avoid lost prime while pumping.	* Done									
	Rating (by SUPERVISOR)	STRONG			ADEQUATE			IMPROVEMENT NEEDED			
		10	9	8	7	6	5	4	3	2	
	Employee was able to OPERATE the equipment:				Under Supervision						
					Standalone						
	4.3 Nitrogen Pump unit & Nitrogen Tank 1. Rig up 2" HP treating line to ct reel and include bleed off line. 2. Rig up cryogenic hose from n2 tank to inlet and outlet line on NCV. 3. Transfer n2 from supply tank to working tank. 4. Assist n2 operator operat ncv. 5. Assist on the fly n2 in operation. 6. Assist loading ncv and n2 tank. 7. Assist spot ncv at maindeck. 8. Assist troubleshooting and maintenaince ncv.	* Done									
	Rating (by SUPERVISOR)	STRONG			ADEQUATE			IMPROVEMENT NEEDED			
		10	9	8	7	6	5	4	3	2	
	Employee was able to OPERATE the equipment:				Under Supervision						
					Standalone						
	4.4 Power Pack 1. Assist crew rig up hydraulic hose to ct reel,level wind contoller,SBOP,COMBI,injector head and side door stripper.	* Done									
	Rating (by SUPERVISOR)	STRONG			ADEQUATE			IMPROVEMENT NEEDED			
		10	9	8	7	6	5	4	3	2	
	Employee was able to OPERATE the equipment:				Under Supervision						
					Standalone						
	4.5 Control Cabin 1. Assist crew to rig up hydraulic hose and connector to ct reel injector head and bop.	* Done									
	Rating (by SUPERVISOR)	STRONG			ADEQUATE			IMPROVEMENT NEEDED			
		10	9	8	7	6	5	4	3	2	
	Employee was able to OPERATE the equipment:				Under Supervision						
					Standalone						

DIMENSION BID

COILED TUBING PERFORMANCE ASSESSMENT FEEDBACK

PART 2: To be completed by Employee and Assessor [WEIGHT: 60%]

Type of Task	Tasks Performed	Assessor Comment								
	4.6 CT Reel 1. Flushing coil with hypo turbine and foam pig. 2. Reset depth counter. 3. Spool in and out. 4. Mixing corrosion inhibitor. 5. Rig up and rig down swivel manifer in drum reel	* Done								
	Rating (by SUPERVISOR)	STRONG 10 9 8			ADEQUATE 7 6 5			IMPROVEMENT NEEDED 4 3 2		
	Employee was able to OPERATE the equipment:				Under Supervision Standalone					
	4.7 Injector Head 1. Assist crew to install injector head on top of jacking frame. 2. Assist crew to install goosneck on top injector head. 3. Assist crew to install auxiliary hose at injector head. 4. Assist crew to stab in coil to injector head. 5. Assist crew install utln and check chain utln. 6. Assist crew open and install gripel blok for washing. 7. Assist crew change oil motor injector. (sae140) 8. Assist crew screw in screw out load sel. 9. Assist crew install goosneck at top injector head.	* Done								
	Rating (by SUPERVISOR)	STRONG 10 9 8			ADEQUATE 7 6 5			IMPROVEMENT NEEDED 4 3 2		
	Employee was able to OPERATE the equipment:				Under Supervision Standalone					
	4.8 Pressure Control Equipment 1. Assist crew to connect all hydraulic hose from control cabin to sbop and combi. 2. Rig up on well C4S. 3. Install stripper at injector head. 4. Assist crew replace rubber stripper. 5. Assist crew open ram blind shear, pipe slip for check and washing. 6. Rig up kill line at floor t.	* Done								
	Rating (by SUPERVISOR)	STRONG 10 9 8			ADEQUATE 7 6 5			IMPROVEMENT NEEDED 4 3 2		
	Employee was able to OPERATE the equipment:				Under Supervision Standalone					
	4.9 Basic BHA Components 1. Assist supervisor to make up connector and BHA.	* Done								
	Rating (by SUPERVISOR)	STRONG 10 9 8			ADEQUATE 7 6 5			IMPROVEMENT NEEDED 4 3 2		
	Employee was able to OPERATE the tools:				Under Supervision Standalone					

DIMENSION BID

COILED TUBING PERFORMANCE ASSESSMENT FEEDBACK

PART 2: To be completed by Employee and Assessor [WEIGHT: 60%]

Type of Task	Tasks Performed			Assessor Comment								
5. Job Supervision (if applicable) <i>Please complete this section if you perform any supervisory role during operation</i>												
	Rating (by SUPERVISOR)			STRONG			ADEQUATE			IMPROVEMENT NEEDED		
		10	9	8	7	6	5	4	3	2		
	Please ✓ accordingly to confirm the role of the employee during operation			Full Supervisor								
				2nd / Night Supervisor								

DIMENSION BID

COILED TUBING PERFORMANCE ASSESSMENT FEEDBACK

PART 3: To be completed by Employee and Assessor

DATE	Assignment/Summary Job/Duration	Supervisor's Feedback (Please indicate if employee is able to execute the job <u>UNDER SUPERVISION</u> or <u>STANDALONE</u>)
14-Nov-23	Perform well kick off well c4S Assist crew rig up N2 line on surface to ct reel assist N2 operator transfer liquid nitrogen and lifting empty tank(backload) change to the new one (offload) from vessel to maindeck Dulang charlie.	* Done

Please tick (✓) category of services performed:

Standard Services:

- Wellbore Cleanout
- CT Cementing
- Nitrogen Operations
- Pumping Services

Advanced Services

- CT Fishing
- CT Milling
- CT Logging
- CT Perforation

DIMENSION BID

Equipment Maintenance Checklist 1		PRE JOB	LOCATION	ON JOB	LOCATION	POST JOB	LOCATION
Equipment type : Nitrogen Converter				/	OLB		
Location Mob/Demob : <i>Oilrig Bravo</i>							
Equipment number : <i>CU/58/NOV/2021/NOV/002</i>							
Y	N	Checklist					
Appearance & Safety Equipment:							
<input checked="" type="checkbox"/>		Ensure unit appearance good and clean					
<input checked="" type="checkbox"/>		Verify that all earth/ground cables are in place, well connected					
<input checked="" type="checkbox"/>		Skid condition - visually check for any damage					
<input checked="" type="checkbox"/>		Fire extinguisher is present and certified					
Cooling System:							
<input checked="" type="checkbox"/>		Coolant level & condition at radiator					
<input checked="" type="checkbox"/>		Check coolant level & condition at expansion tank					
<input checked="" type="checkbox"/>		Check visible leaks					
<input checked="" type="checkbox"/>		Radiator hose & clamp condition					
<input checked="" type="checkbox"/>		Check fan belt tension & fan condition					
<input checked="" type="checkbox"/>		Perform visual and physical check on radiator fin					
Engine:							
<input checked="" type="checkbox"/>		Check engine oil level(SAE 15w-40) not be milky or too dark					
<input checked="" type="checkbox"/>		Check any general leaks on all filter, hoses, and connectors.					
<input checked="" type="checkbox"/>		Check fan, hub, fanbelt condition/tension					
<input checked="" type="checkbox"/>		Check condition of engine hoses					
<input checked="" type="checkbox"/>		Check for rusted part- repair/repaint if required					
<input checked="" type="checkbox"/>		Check the crankcase vent system for excessive blow by					
<input checked="" type="checkbox"/>		Check engine mounting condition - tight any loose bolt					
Controls / Instrumentation:							
<input checked="" type="checkbox"/>		Normal kill and emergency kill tested					
<input checked="" type="checkbox"/>		Check all controls in good condition					
<input checked="" type="checkbox"/>		Check all gauges are in good condition and working					
<input checked="" type="checkbox"/>		Check (Rate+RPM) and (Pressure+OPS) condition					
<input checked="" type="checkbox"/>		Check RPM, LN2 and GN2 discharge pressure					
<input checked="" type="checkbox"/>		OPSD tested					
Exhaust System:							
<input checked="" type="checkbox"/>		Pipework - check for any leak or damage					
<input checked="" type="checkbox"/>		Condition/Operation of exhaust flapper					
<input checked="" type="checkbox"/>		Condition of exhaust wrap are in place and in good condition					
Hydraulic Systems:							
<input checked="" type="checkbox"/>		Check Hyd. Hoses/valve/connections undamaged and clean					
<input checked="" type="checkbox"/>		Hyd.tank - drain any water					
<input checked="" type="checkbox"/>		Check hydraulic oil level (2" from top) (Tellus 46)					
<input checked="" type="checkbox"/>		Check hydraulic gauges					
<input checked="" type="checkbox"/>		Check condition of fittings & couplings					
Fuel System:							
<input checked="" type="checkbox"/>		Check for any water contamination in the fuel filter sight bowl					
<input checked="" type="checkbox"/>		Check fuel tank breather cap condition					
<input checked="" type="checkbox"/>		Check for leaks on fuel lines, connections, and hoses					
<input checked="" type="checkbox"/>		Fuel filter - check condition					
<input checked="" type="checkbox"/>		Fill up the diesel tank to 90% (if applicable)					
<input checked="" type="checkbox"/>		Drain 1 litre fuel from drain valve					
Running Hours : 299 H							
Date : 31/8/2024							
Y	N	Checklist					
Air System:							
<input checked="" type="checkbox"/>		Check any visible leaks					
<input checked="" type="checkbox"/>		Gauges in good condition					
<input checked="" type="checkbox"/>		Air reservoir /tanks - drain any water					
<input checked="" type="checkbox"/>		Air hose,connections,piping,valves and actuators condition					
<input checked="" type="checkbox"/>		All penumatic control valve working properly					
Air Cleaner:							
<input checked="" type="checkbox"/>		Check the element for water or soot and clean as required					
Electronic Recording & Monitoring Devices:							
<input checked="" type="checkbox"/>		Check all sensors condition					
<input checked="" type="checkbox"/>		Check pump controls, rate and pressure devices.					
<input checked="" type="checkbox"/>		Cables/connectors condition					
Zone II System:							
<input checked="" type="checkbox"/>		Flame traps - check cleanliness					
<input checked="" type="checkbox"/>		Air intake valve (flapper) - check condition					
<input checked="" type="checkbox"/>		Spark arrestor - check condition					
N2 Vaporizer & Heat Exchanger:							
<input checked="" type="checkbox"/>		Check for leaks or damages					
<input checked="" type="checkbox"/>		Check piping for leaks or damages					
Booster Pump:							
<input checked="" type="checkbox"/>		Check C-Pump operation and condition					
<input checked="" type="checkbox"/>		Check hoses, connections and seals condition					
<input checked="" type="checkbox"/>		Suction strainer - check for leaks					
<input checked="" type="checkbox"/>		Proximity switch & cable in good condition					
<input checked="" type="checkbox"/>		Grease the bearings					
Cold End & Warm End:							
<input checked="" type="checkbox"/>		Check for leaks or damages					
<input checked="" type="checkbox"/>		Check operation - frost uniformly during cool down					
<input checked="" type="checkbox"/>		Check lubrication level - when engine at idle					
Gearbox, PTO & Drivelines:							
<input checked="" type="checkbox"/>		Sight glass shows in full (SAE 90)					
<input checked="" type="checkbox"/>		Start & idle engine(5- Min) recheck oil level					
<input checked="" type="checkbox"/>		Listen for excessive noise at PTO					
<input checked="" type="checkbox"/>		Check hoses, connections and seals condition					
<input checked="" type="checkbox"/>		Check all bearings and U-joint grease points					
System Pressure:							
		Fuel pressure@idle speed _____ psi					
		Fuel pressure@1800 RPM _____ psi					
<input checked="" type="checkbox"/>		Oil pressure @ cold start <i>75</i> psi					
<input checked="" type="checkbox"/>		Oil pressure @ 180deg F <i>70</i> psi					
Certifications:							
		Sling condition/ Due on <i>11/24</i>					
		MPI due <i>02/25</i>					
		Visual Test due <i>02/25</i>					
Please state the equipment readiness							
Ready				Not Ready			
Maintenance type done.(Please state if any spare used)							
Preventive Maintenance				Corrective Maintenance			
<i>- speed control BP Lacking</i> <i>- N2 rate fluctuate</i>							
NAME	POSITION	EXAMINER SIGNATURE	VERIFIED BY				
<i>M. ALIFF</i>	<i>EO 2</i>	<i>[Signature]</i>	<i>[Signature]</i>				